



TAI-SAW TECHNOLOGY CO., LTD.

No. 3, Industrial 2nd Rd., Ping-Chen Industrial District,
Taoyuan, 324, Taiwan, R.O.C.

TEL: 886-3-4690038 FAX: 886-3-4697532

E-mail: tstsales@mail.taisaw.com Web: www.taisaw.com

Approval Sheet For Product Specification


Issued Date: Feb., 27, 2013


Product Name: SAW Filter 2017MHz SMD 3.0X3.0 mm (BW=19MHz)

TST Parts No.:TA0724A

Customer Parts No.: _____

Company: _____
Division: _____
Approved by : _____
Date: _____

Checked by: Paul Ni 

Approval by: Francis chen 

Date: 02, 27, 2013

1. Customer signed back is required before TST can proceed with sample build and receive orders.
2. Orders received without customer signed back will be regarded as agreement on the specifications.
3. Any specifications changes must be approved upon by both parties and a new revision of specifications shall be released to reflect the changes.



TAI-SAW TECHNOLOGY CO., LTD.

No. 3, Industrial 2nd Rd., Ping-Chen Industrial District,
Taoyuan, 324, Taiwan, R.O.C.

TEL: 886-3-4690038 FAX: 886-3-4697532

E-mail: tstsales@mail.taisaw.com Web: www.taisaw.com

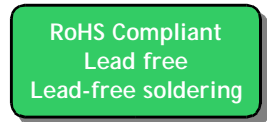
SAW Filter 2017 MHz

MODEL NO.: TA0724A

REV. NO : 2.0

A. MAXIMUM RATING:

1. Input Power Level: 10 dB_m
2. DC voltage: 3 V
3. Operating Temperature: -30°C to +85°C
4. Storage Temperature: -40°C to +85°C



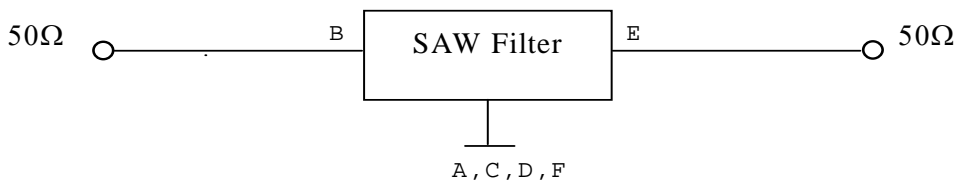
Electrostatic Sensitive Device

B. ELECTRICAL CHARACTERISTICS:

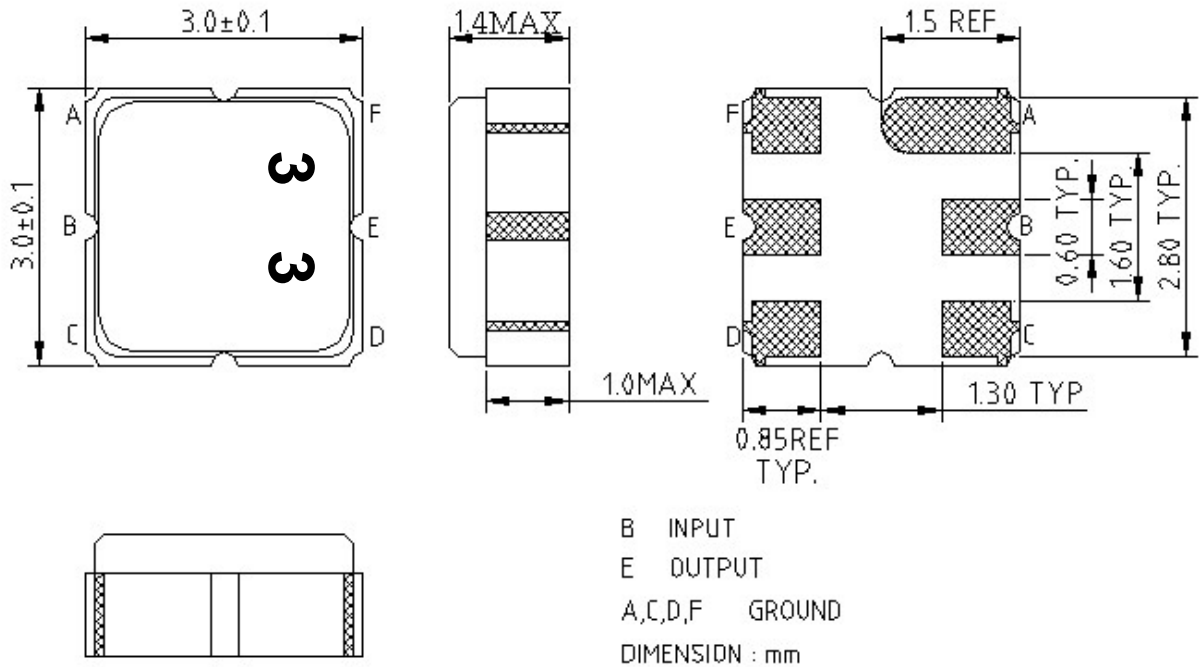
Item	Min.	Typ.	Max.
Center frequency F_c (dB)	-	2017	-
Insertion loss within 2007 ~2026 MHz IL (dB)	-	1.9	4
Amplitude ripple (p-p) within 2007 ~ 2026 MHz (dB)	-	0.4	2.0
Attenuation (Reference level from 0 dB)			
D.C. ~ 470 MHz (dB)	20	35	-
470 ~ 1800 MHz (dB)	18	30	-
1800 ~ 1940 MHz (dB)	22	34	-
2110 ~ 2200 MHz (dB)	24	36	-
2200 ~ 4000 MHz (dB)	22	35	-
Source impedance Z_s (Ω)	-	50	-
Load impedance Z_L (Ω)	-	50	-

C. MEASUREMENT CIRCUIT:

HP Network analyzer



D.OUTLINE DRAWING:

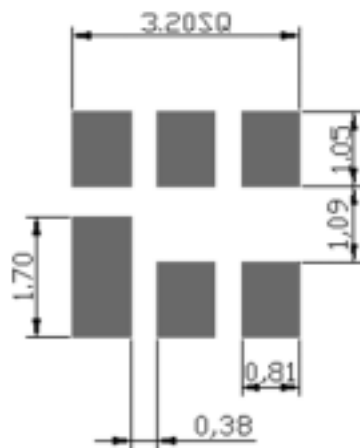


: Year Code(2007→7, 2013→3, ,2019→9)

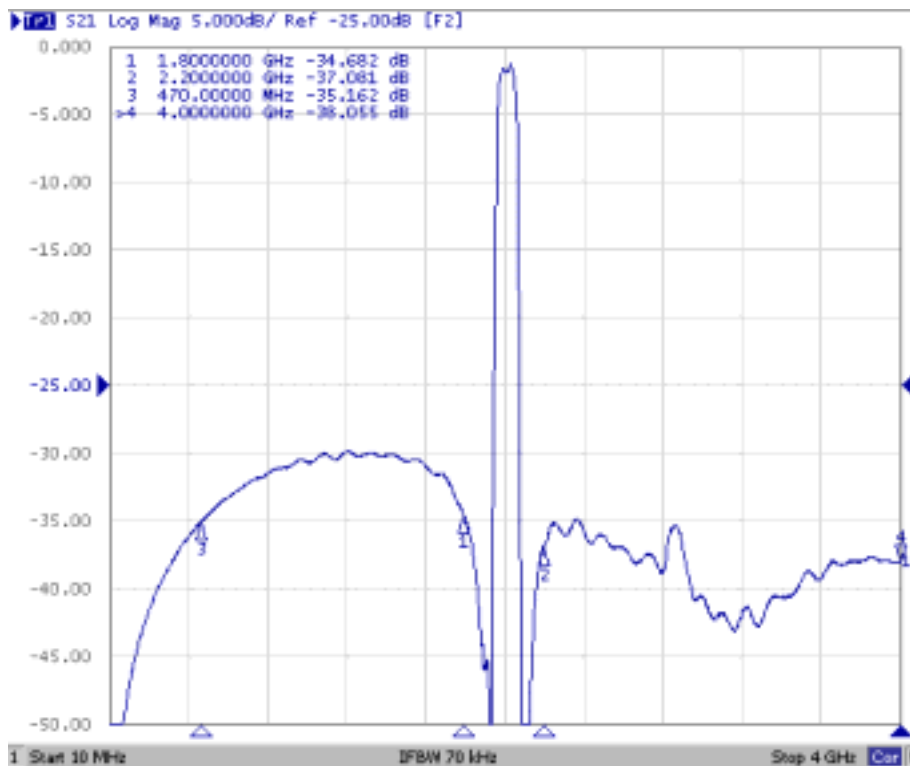
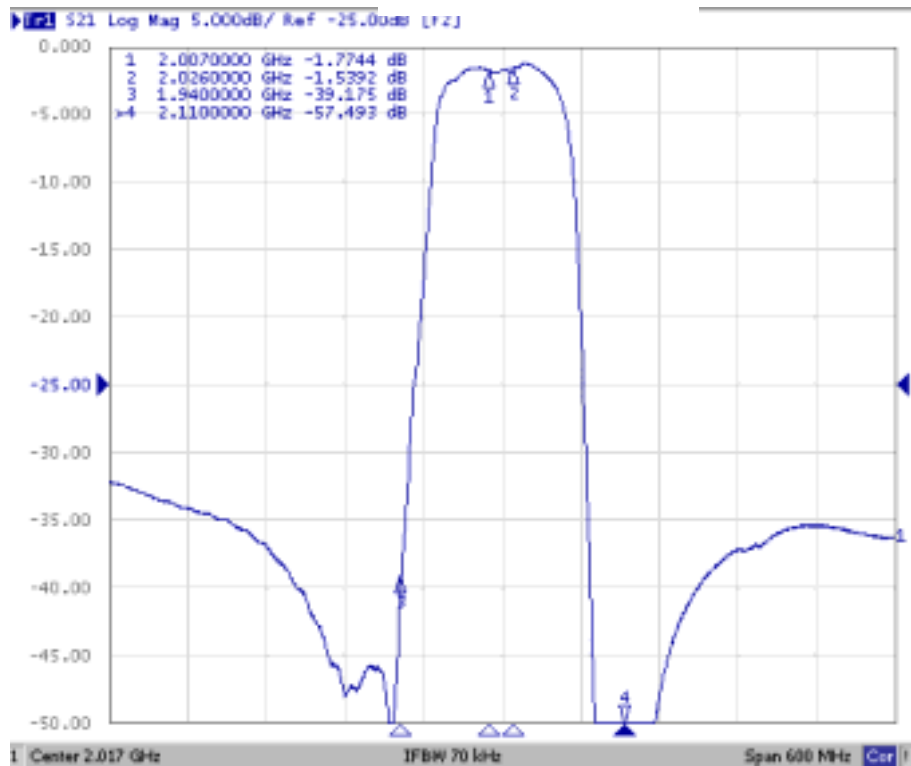
: Date Code(Follow the table from planner each year)

WK01	WK02	WK03	WK04	WK05	WK06	WK07	WK08	WK09	WK10	WK11	WK12	WK13
A	B	C	D	E	F	G	H	I	J	K	L	M
WK14	WK15	WK16	WK17	WK18	WK19	WK20	WK21	WK22	WK23	WK24	WK25	WK26
N	O	P	Q	R	S	T	U	V	W	X	Y	Z
WK27	WK28	WK29	WK30	WK31	WK32	WK33	WK34	WK35	WK36	WK37	WK38	WK39
a	b	c	d	e	f	g	h	i	j	k	l	m
WK40	WK41	WK42	WK43	WK44	WK45	WK46	WK47	WK48	WK49	WK50	WK51	WK52
n	o	p	q	r	s	t	u	v	w	x	y	z

E. PCB Footprint :


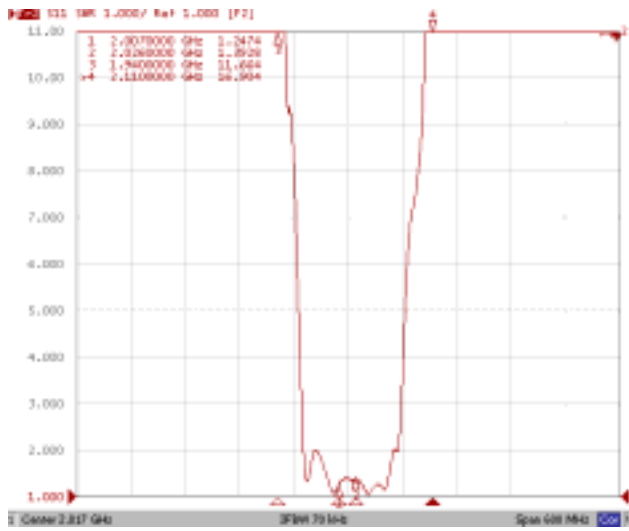


F. Frequency Characteristics : Transfer function

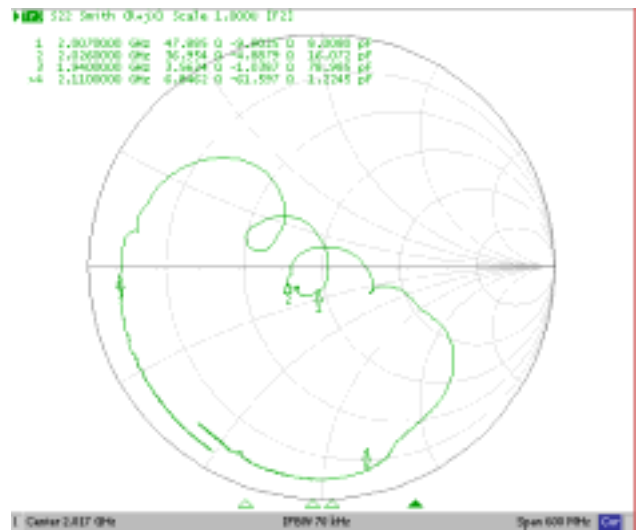
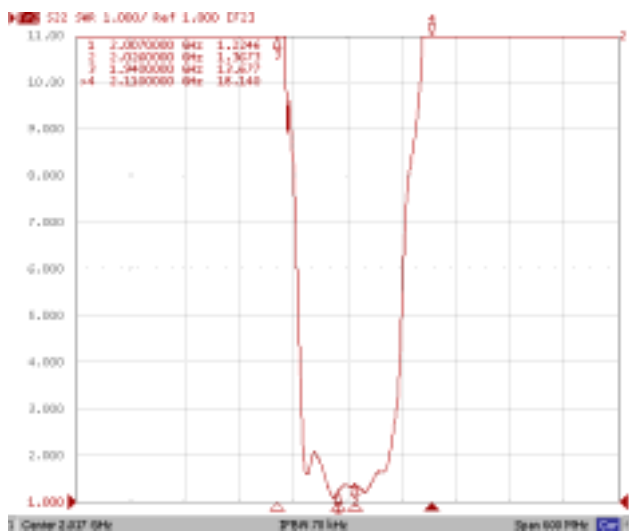


Reflection Functions :

S11



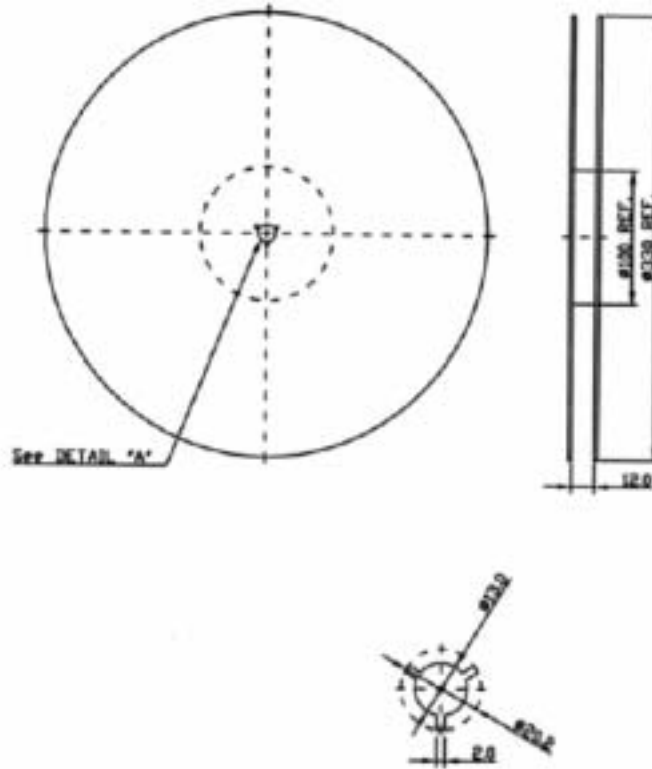
S22



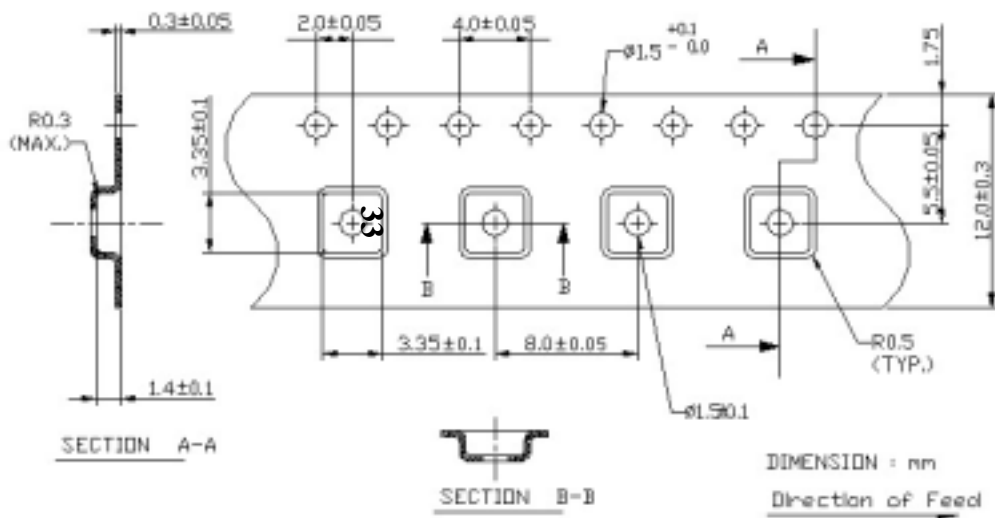
G. PACKING:

1. REEL DIMENSION

(Please refer to FR-75D10 for packing quantity)



2. TAPE DIMENSION



H. RECOMMENDED REFLOW PROFILE:

