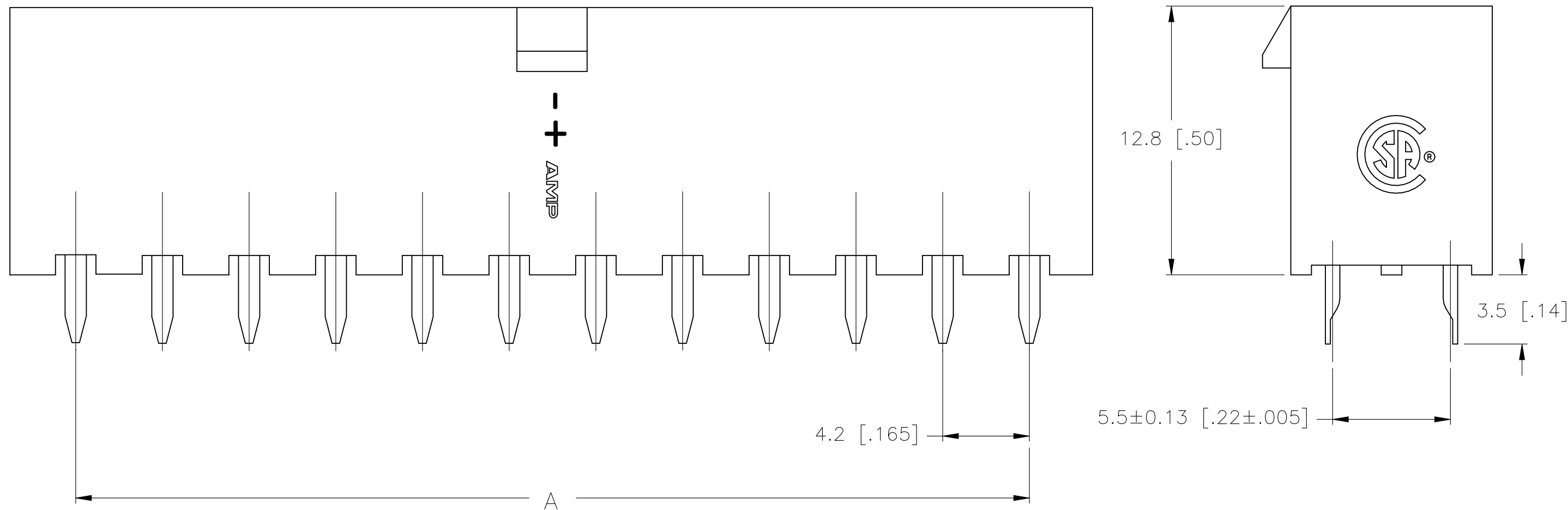
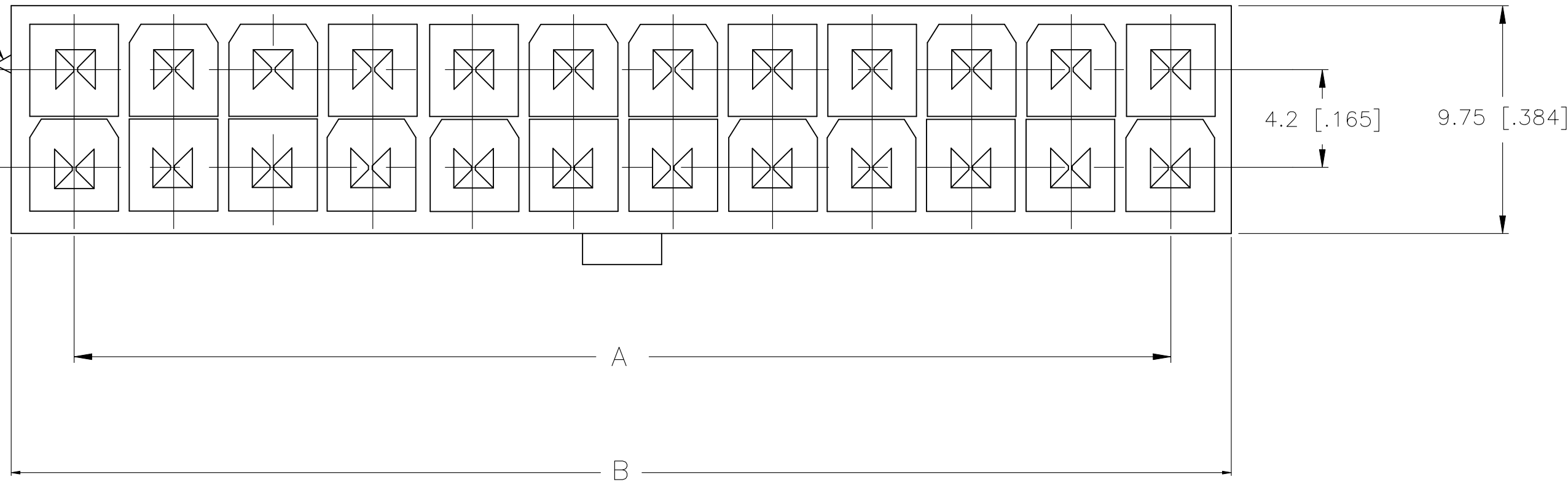


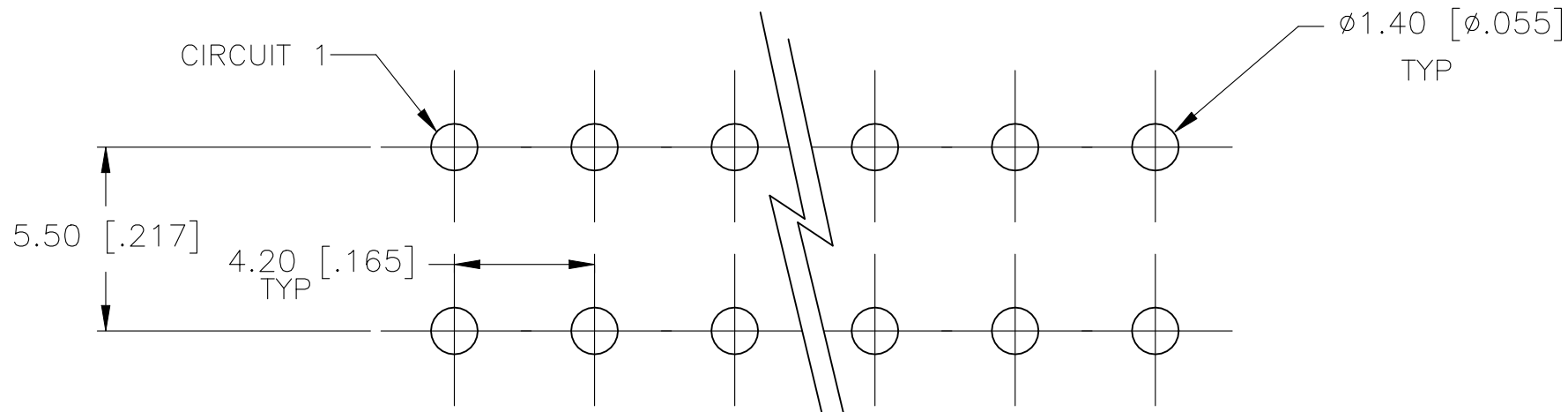
REVISIONS					
P	LTR	DESCRIPTION	DATE	DWN	APVD
B		REVISED PER ECR-22-133159	13MAY2022	P.C	D.Z

POSITION 1 IDENTIFICATION FEATURE

1 MATERIAL: HOUSING: NYLON, UL94V-0  
CONTACTS: BRASS, TIN-PLATED



24	46.2±0.25 [1.82±.01]	51.6 [2.03]	2-2029171-4
22	42.0±0.25 [1.65±.01]	47.4 [1.87]	2-2029171-2
20	37.8±0.25 [1.49±.01]	43.2 [1.70]	2-2029171-0
18	33.6±0.25 [1.32±.01]	39.0 [1.54]	1-2029171-8
16	29.4±0.25 [1.16±.01]	34.8 [1.37]	1-2029171-6
14	25.2±0.25 [.99±.01]	30.6 [1.21]	1-2029171-4
12	21.0±0.25 [.83±.01]	26.4 [1.04]	1-2029171-2
10	16.8±0.13 [.66±.005]	22.2 [.87]	1-2029171-0
8	12.6±0.13 [.50±.005]	18.0 [.71]	2029171-8
6	8.4±0.13 [.33±.005]	13.8 [.54]	2029171-6
4	4.2±0.13 [.17±.005]	9.6 [.38]	2029171-4
2	-	5.4 [.21]	2029171-2
POS	A	B±0.25[.01]	PART NUMBER



PCB LAYOUT: COMPONENT SIDE  
RECOMMENDED BOARD THICKNESS 1.60 [.063]



2-2029171-4 SHOWN

THIS DRAWING IS A CONTROLLED DOCUMENT.		DWN K. WHITAKER 28AUG2008	TE Connectivity
DIMENSIONS: mm [INCHES]		CHK C. CASH 28AUG2008	
TOLERANCES UNLESS OTHERWISE SPECIFIED:		APVD C. CASH 28AUG2008	NAME
0 PLC ± 1 PLC ± 0.13 [.005] 2 PLC ± 0.25 [.01] 3 PLC ± - 4 PLC ± - ANGLES ±		PRODUCT SPEC	VERTICAL HEADER, WITHOUT PEGS, WITHOUT DRAIN HOLES, 94V-0, VAL-U-LOK(TM)
MATERIAL	FINISH	APPLICATION SPEC	SIZE CAGE CODE DRAWING NO RESTRICTED TO
1		WEIGHT 0.000000	A2 00779 C=2029171 -
CUSTOMER DRAWING		SCALE 10:1	SHEET 1 of 1 REV B