

THIS PRODUCT MANUFACTURED WITH LEAD-FREE PROCESSING

DESIGNED & DIMENSIONED IN METRIC [INCHES]

MPSS-XX-XX-X-XX.XX-XX-XXX

DO NOT SCALE FROM THIS PRINT

No OF POSITIONS
 -02: 2 POSITIONS
 -03: 3 POSITIONS
 -04: 4 POSITIONS
 -06: 6 POSITIONS
 -08: 8 POSITIONS

LEAD STYLE

*-10: 10 AWG 600 V (C- 246-02-X)
 *-12: 12 AWG 600 V (C- 246-02-X)
 -14: 14 AWG 600 V (C- 246-01-X)
 -16: 16 AWG 600 V (C- 246-01-X)

SECOND END OPTION (ONLY AVAILABLE WITH -DR OPTION)
 -NUS: NOTCH UP STRAIGHT
 -NDS: NOTCH DOWN STRAIGHT

END OPTION

-SR: SINGLE END
 -DR: DOUBLE END

ASSEMBLY LENGTH (INCHES)
 03.25[82.5] MINIMUM LENGTH

PLATING SPECIFICATION

-L: 10µ" LIGHT SELECTIVE GOLD IN CONTACT AREA
 BRIGHT ACID TIN ON TAIL
 -T: BRIGHT ACID TIN CONTACT AND TAIL

* = NOT TOOLED

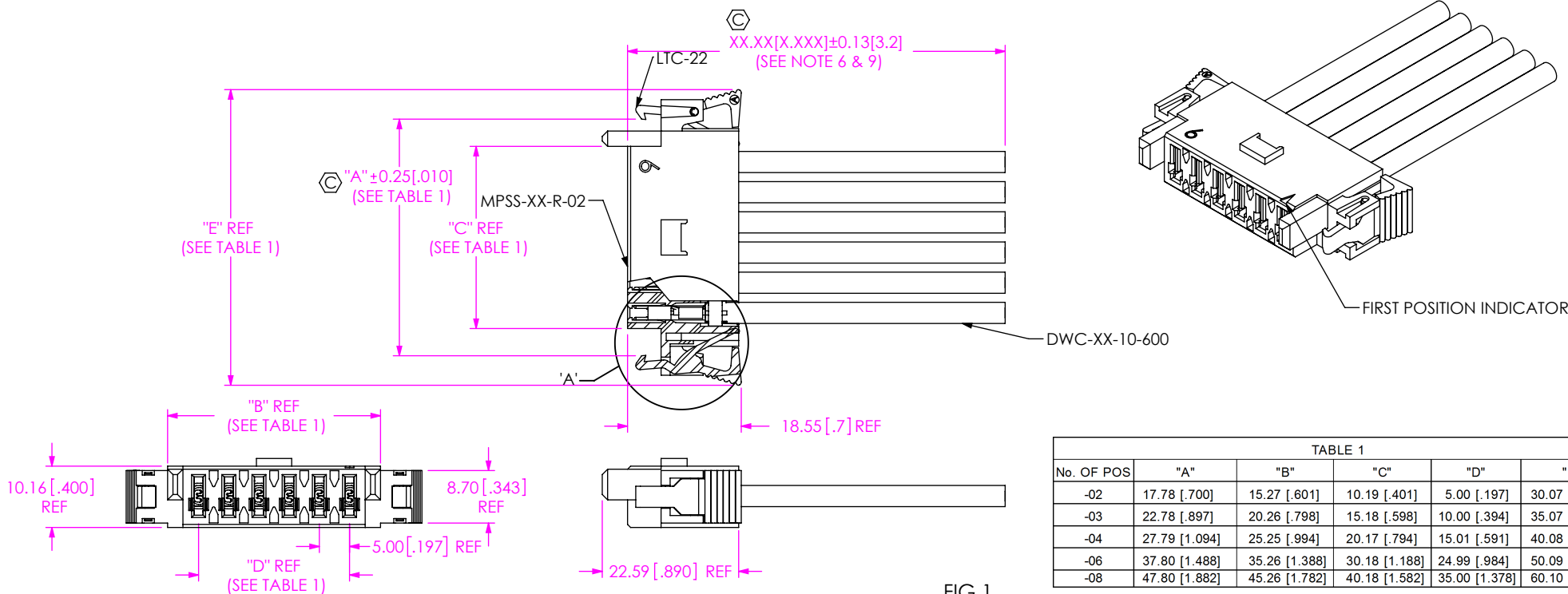


FIG 1 (MPSS-106-14-X-XX.XX-SR SHOWN)

NOTES:

- ⊕ REPRESENTS A CRITICAL DIMENSION.
- ⊕ ALL ASSEMBLIES TO BE 100% HI-POT TESTED AT 1000V AND ELECTRICALLY TESTED FOR SHORTS AND OPENS. AFTER FINAL ELECTRICAL TEST, LABEL EACH ASSEMBLY WITH (1) ET STAMP ON THE BODY.
- MINIMUM LATCH RETENTION: 4.4 N [1 LB].
- MINIMUM PULL OUT FORCE: 22.2 N [5.0 LB] MINIMUM.
- PARTS TO BE LAYER PACKAGED. COVER EACH CABLE END WITH BAG ASBBLT4X5.5. FOR VERY SHORT CABLES THAT WILL FIT 100% WITHIN ONE BAG, USE ONLY ONE BAG AND SEAL.
- ALL DIMS SHOWN IN METRIC EXCEPT FOR ASSEMBLY LENGTH ON PART CALL OUT
- NOT FOR SALE AS COMPONENTS; SOLD AS A CABLE ASSEMBLY ONLY.
- REFER TO CRIMP SPECIFICATIONS PRINT FOR CRIMP AND STRIP DIMENSIONS, TOLERANCES, TOOLING AND ITS REQUIREMENTS.
- CUT LENGTH IS ASSEMBLY LENGTH MINUS OVERALL LENGTH SUBTRACTOR.

F:\DWG\MISC\MKTG\MPSS-XX-XX-X-XX.XX-XX-XXX-MKT.SLDDRW

UNLESS OTHERWISE SPECIFIED, DIMENSIONS ARE IN MILLIMETERS.
 TOLERANCES ARE:
 DECIMALS ANGLES
 X.X: ±0.3[.01]
 X.XX: ±0.13[.005]
 X.XXX: ±0.051[.0020]

PROPRIETARY NOTE
 THIS DOCUMENT CONTAINS CONFIDENTIAL AND PROPRIETARY INFORMATION AND ALL DESIGN, MANUFACTURING, REPRODUCTION, USE, PATENT RIGHTS AND SALES RIGHTS ARE EXPRESSLY RESERVED BY SAMTEC, INC. THIS DOCUMENT SHALL NOT BE DISCLOSED, IN WHOLE OR PART, TO ANY UNAUTHORIZED PERSON OR ENTITY NOR REPRODUCED, TRANSFERRED OR INCORPORATED IN ANY OTHER PROJECT IN ANY MANNER WITHOUT THE EXPRESS WRITTEN CONSENT OF SAMTEC, INC.

MATERIAL: DO NOT SCALE DRAWING
 INSULATOR: POLYAMIDE, COLOR: BLACK
 CONTACT: COPPER ALLOY
 LATCH: POLYAMIDE, COLOR: BLACK
 WIRE: PVC COATED TINNED COPPER

SHEET SCALE: 1:1

samtec

520 PARK EAST BLVD, NEW ALBANY, IN 47150
 PHONE: 812-944-6733 FAX: 812-948-5047
 e-Mail info@SAMTEC.com code 55322

DESCRIPTION:
MINI POWER DISCRETE WIRE

DWG. NO.
MPSS-XX-XX-X-XX.XX-XX-XXX

BY: B RAY 05/09/2008 SHEET 1 OF 3

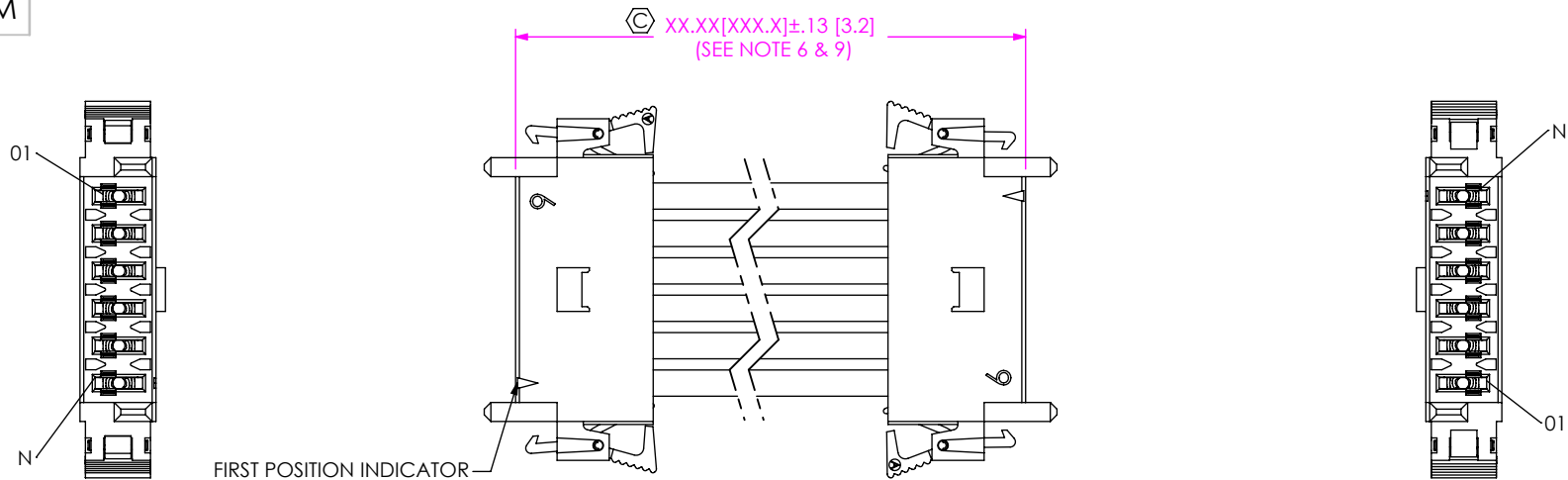


FIG 2
(MPSS-106-14-X-XX.XX-DR-NUS SHOWN)
(SAME AS FIG 1, DIFFERENT AS SHOWN)

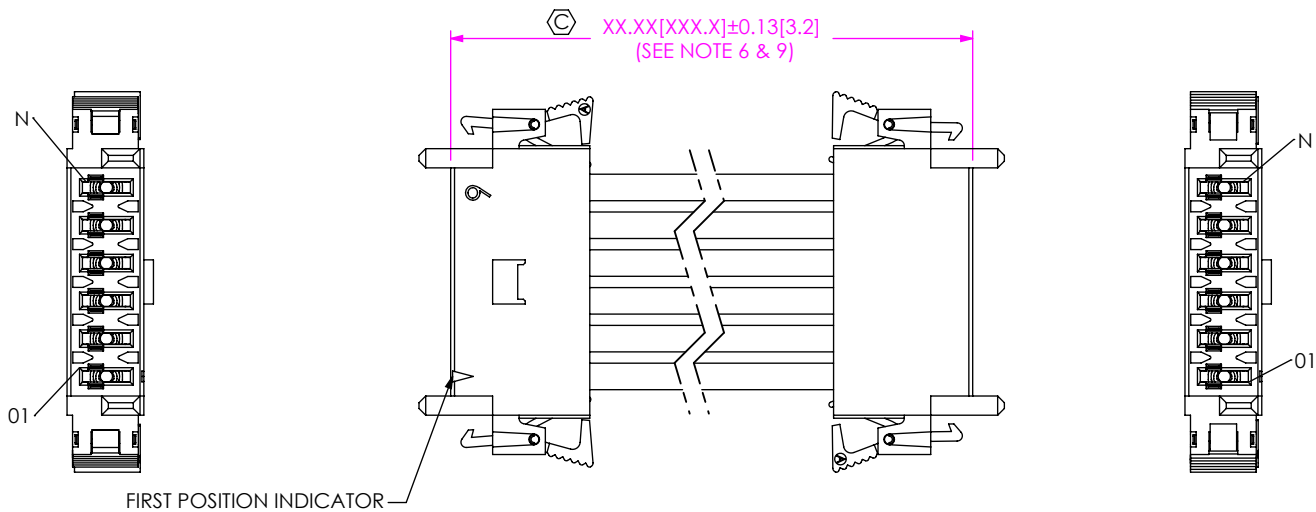


FIG 3
(MPSS-106-14-X-XX.XX-DR-NDS SHOWN)
(SAME AS FIG 1, DIFFERENT AS SHOWN)

PROPRIETARY NOTE
 THIS DOCUMENT CONTAINS CONFIDENTIAL AND PROPRIETARY INFORMATION AND ALL DESIGN, MANUFACTURING, REPRODUCTION, USE, PATENT RIGHTS AND SALES RIGHTS ARE EXPRESSLY RESERVED BY SAMTEC, INC. THIS DOCUMENT SHALL NOT BE DISCLOSED, IN WHOLE OR PART, TO ANY UNAUTHORIZED PERSON OR ENTITY NOR REPRODUCED, TRANSFERRED OR INCORPORATED IN ANY OTHER PROJECT IN ANY MANNER WITHOUT THE EXPRESS WRITTEN CONSENT OF SAMTEC, INC.

DO NOT SCALE DRAWING

SHEET SCALE: 1:1

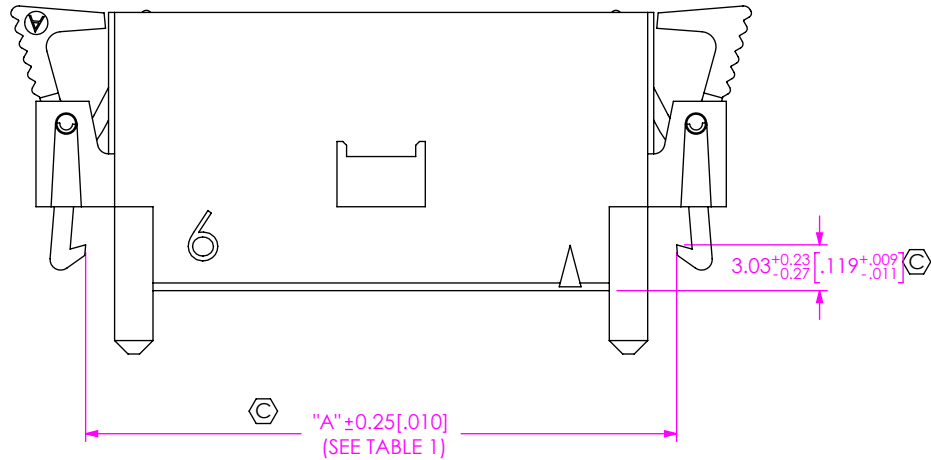


520 PARK EAST BLVD, NEW ALBANY, IN 47150
 PHONE: 812-944-6733 FAX: 812-948-5047
 e-Mail info@SAMTEC.com code 55322

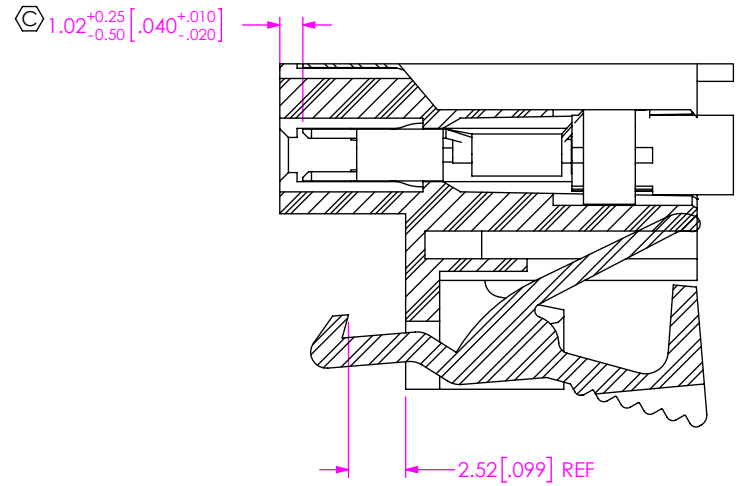
DESCRIPTION: MINI POWER DISCRETE WIRE

DWG. NO. MPSS-XX-XX-X-XX.XX-XX-XXX

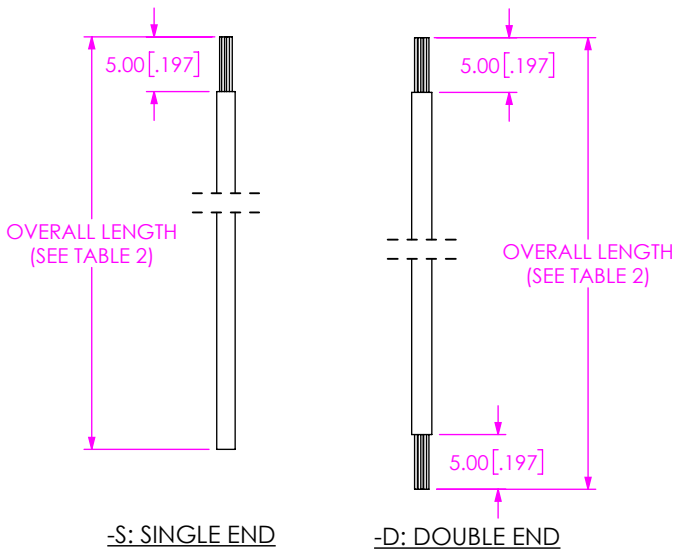
BY: B RAY 05/09/2008 SHEET 2 OF 3



IN PROCESS



DETAIL 'A'
SCALE 3:1



CABLE CUT IN-PROCESS

TABLE 2 (OVERALL LENGTH SUBTRACTORS) (SEE NOTE 9)	
	LENGTH
-S: SINGLE END	7.62 [.300]
-D: DOUBLE END	15.24 [.600]

PROPRIETARY NOTE
THIS DOCUMENT CONTAINS CONFIDENTIAL AND PROPRIETARY INFORMATION AND ALL DESIGN, MANUFACTURING, REPRODUCTION, USE, PATENT RIGHTS AND SALES RIGHTS ARE EXPRESSLY RESERVED BY SAMTEC, INC. THIS DOCUMENT SHALL NOT BE DISCLOSED, IN WHOLE OR PART, TO ANY UNAUTHORIZED PERSON OR ENTITY NOR REPRODUCED, TRANSFERRED OR INCORPORATED IN ANY OTHER PROJECT IN ANY MANNER WITHOUT THE EXPRESS WRITTEN CONSENT OF SAMTEC, INC.

DO NOT SCALE DRAWING

SHEET SCALE: 1:1



520 PARK EAST BLVD, NEW ALBANY, IN 47150
PHONE: 812-944-6733 FAX: 812-948-5047
e-Mail info@SAMTEC.com code 55322

DESCRIPTION:
MINI POWER DISCRETE WIRE

DWG. NO.
MPSS-XX-XX-X-XX.XX-XX-XXX

BY: B RAY 05/09/2008 SHEET 3 OF 3