

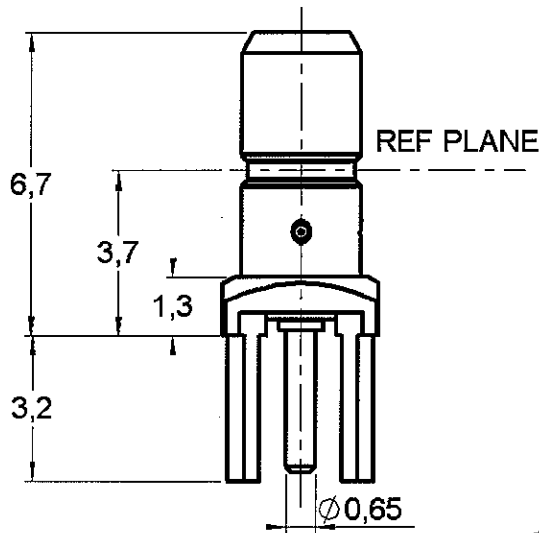
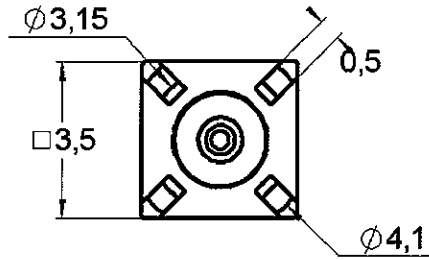
PCB FEMALE STRAIGHT RECEPTACLE

R203.426.000

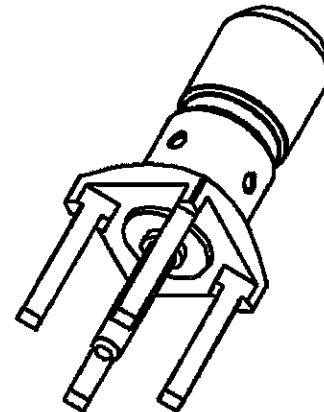
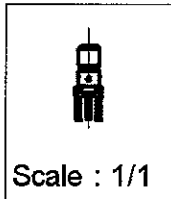
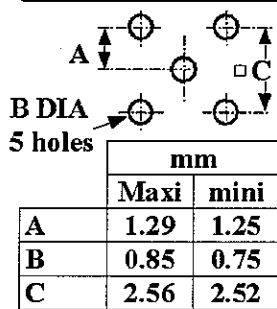
SOLDER LEGS

Series : SSMB

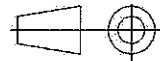
Scale 6/1



PANEL CUT OUT



All dimensions are in mm.



COMPONENTS	MATERIALS	PLATING (µm)
BODY	BRASS	GOLD 0.5 OVER NICKEL 2
CENTER CONTACT	BERYLLIUM COPPER	GOLD 1.3 OVER NICKEL 2
OUTER CONTACT	-	-
INSULATOR	PTFE	-
GASKET	-	-
OTHERS PARTS	-	-
-	-	-
-	-	-

Issue : 0529 D

In the effort to improve our products, we reserve the right to make changes judged to be necessary.



PCB FEMALE STRAIGHT RECEPTACLE

R203.426.000

SOLDER LEGS

Series : **SSMB**

PACKAGING

Standard	Unit	Other
100	'W' option	Contact us

SPECIFICATION

ELECTRICAL CHARACTERISTICS

Impedance		50 Ω
Frequency		0-4 GHz
VSWR	NA +	0.000 x F(GHz) Maxi
Insertion loss		NA √F(GHz) dB Maxi
RF leakage	-(NA - F(GHz)) dB Maxi
Voltage rating		175 Veff Maxi
Dielectric withstanding voltage		500 Veff mini
Insulation resistance		1000 MΩ mini

ENVIRONMENTAL

Operating temperature	-65/+165 °C
Hermetic seal	NA Atm.cm3/s
Panel leakage	NA

OTHER CHARACTERISTICS

Assembly instruction NA

Others :
-

MECHANICAL CHARACTERISTICS

Center contact retention		
Axial force – Mating end	8	N mini
Axial force – Opposite end	8	N mini
Torque	NA	N.cm mini
Recommended torque		
Mating	NA	N.cm
Panel nut	NA	N.cm
Mating life	500	Cycles mini
Weight	0.000	g

Issue : 0529 D

In the effort to improve our products, we reserve the right to make changes judged to be necessary.

