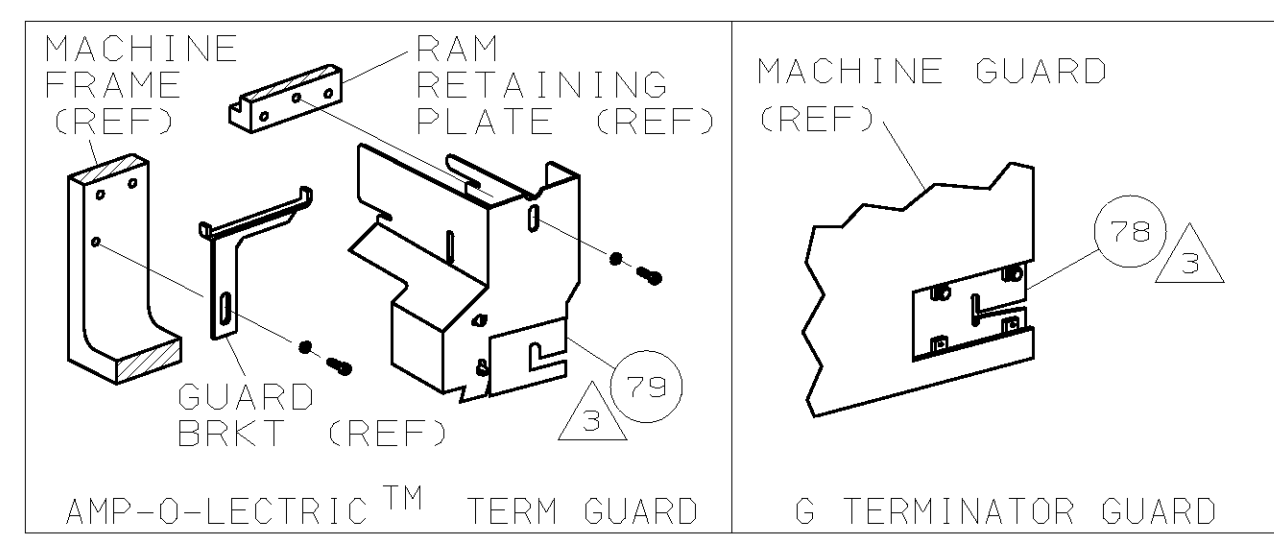
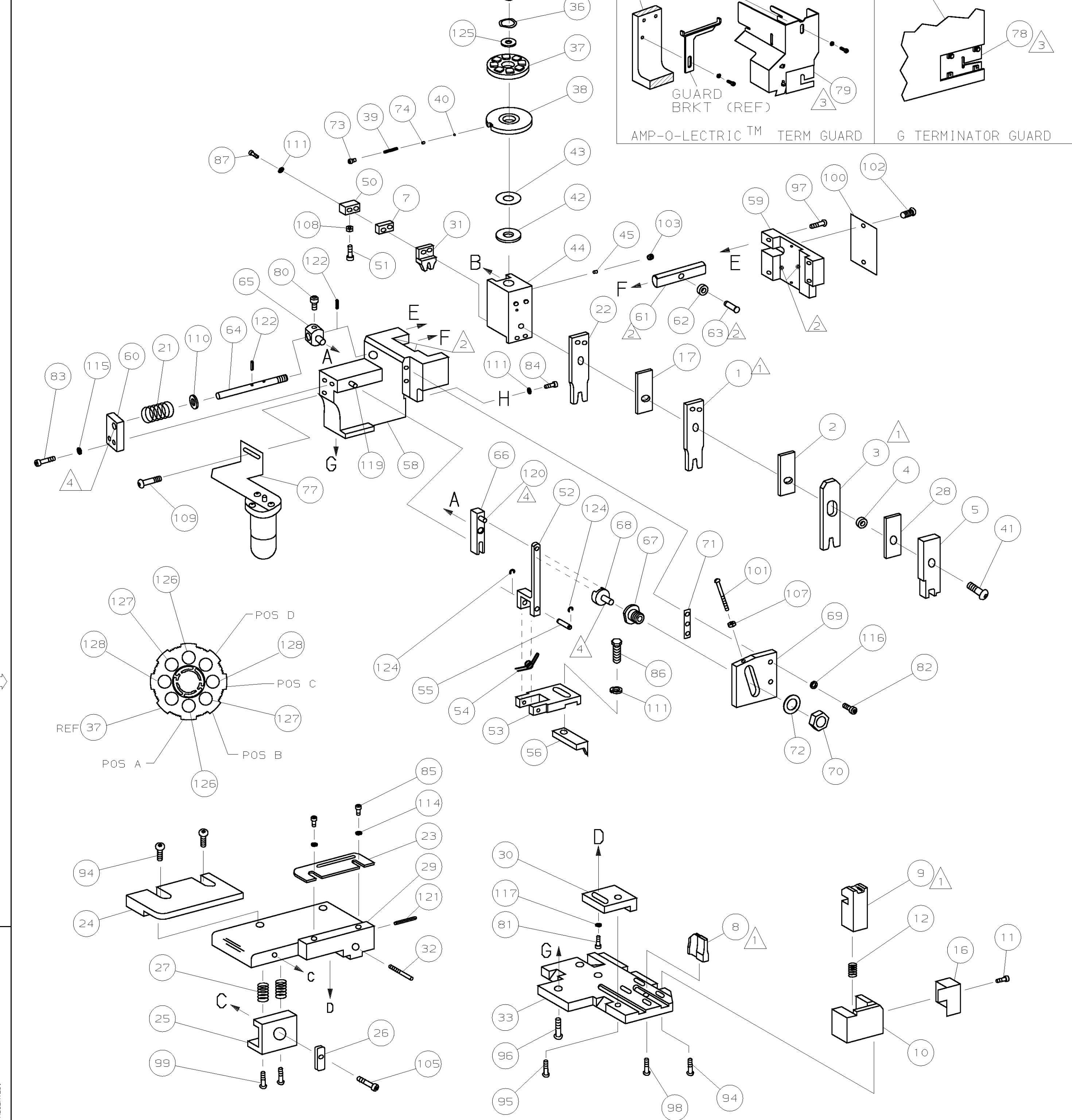


PART NUMBER	REV	FIRST USED
466634-3	G	565435-5



TERMINAL NAME: ϕ .080 PIN Δ 6					
350053	CRIMPING DATA				
63802	PAD LTR				
1217923	CRIMP HEIGHT				
A	.033 \pm .002 [0.84 \pm 0.05mm]				
B	.030 \pm .002 [0.76 \pm 0.05mm]				
C	.025 \pm .002 [0.64 \pm 0.05mm]				
D	NOT USED				
CRIMP	SIZE	TYPE	RANGE		
WIRE	.042 [1.07mm]	F	33-24		
INSUL	.090 [2.29mm]	F	.042-.073		
WIRE STRIP LENGTH	TERM APPL SPEC	FEED	APPL INSTRUCTION	SET UP GAGE	LAYOUT
.122-.152	114-2080	.400	408-8040	458637-1	926

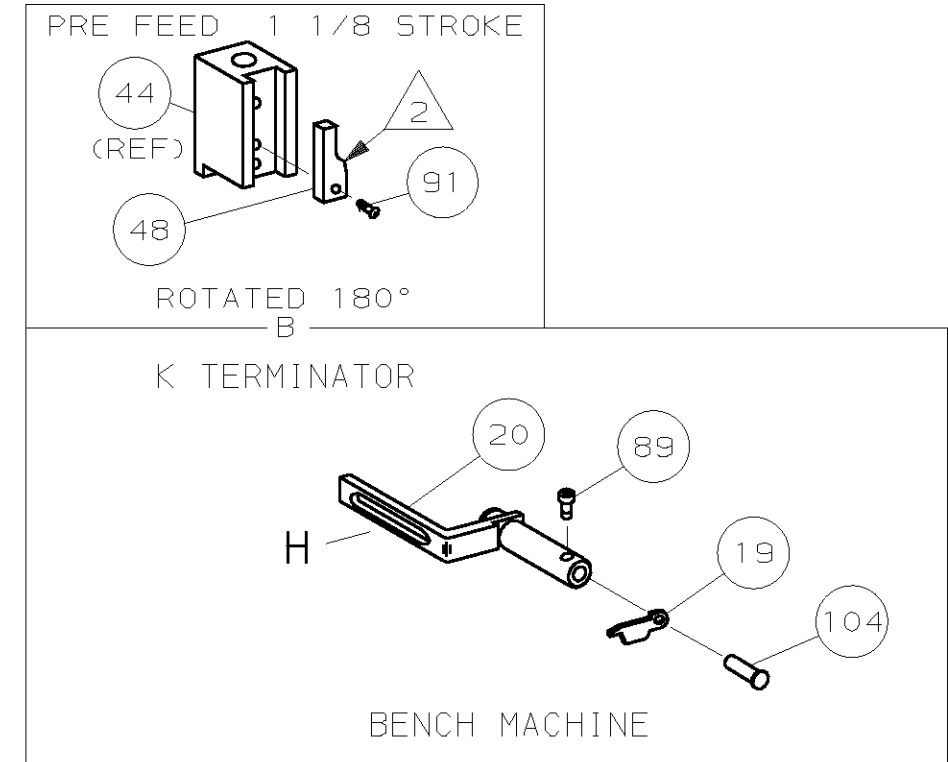
-3	BENCH MODEL K	MECH PRE FEED	SPECIAL FOR C.A.S. MEDICAL	
----	---------------	---------------	----------------------------	--

REF	QTY	DESCRIPTION	ITEM NO
REF	-	B 22594-8 NUT, HEX (1/2-20)	70
REF	-	B 240628-1 PLATE, ADJUSTMENT	69
REF	-	B 240626-1 SHAFT, PIVOT	68
REF	-	B 240633-1 BUSHING	67
REF	-	A 455680-1 LEVER, INTERMEDIATE	66
REF	-	B 240629-1 BLOCK, PIVOT	65
REF	-	A 240632-2 SCREW, ADJ FEED ROD	64
REF	-	B 240659-3 PIN, CAM ROLLER	63
REF	-	B 240658-1 ROLLER, CAM	62
REF	-	B 454398-2 ROD, FEED	61
REF	-	A 454178-1 GUIDE, FEED ROD	60
REF	-	C 454220-1 CAP, RAM	59
REF	-	D 454485-1 HOUSING	58
			57
1	-	B 690542-2 PAWL, FEED	56
REF	-	B 240624-1 PIN, FEED FINGER	55
REF	-	B 691499-1 SPRING, FEED FINGER	54
REF	-	B 690541-1 HOLDER, FEED FINGER	53
REF	-	A 455679-1 LEVER, TERMINAL FEED ARM	52
1	-	A 811242-2 BUMPER, HOLDDOWN	51
1	-	A 690753-1 SPACER, TONKER	50
			49
1	-	B 690602-5 CAM, PRE-FEED 1 1/8 ST	48
			47
1	-	B 459456-1 APPLICATOR, BASIC (SUBASSY)	46
1	-	A 690191-1 PLUG, NYLON	45
1	-	C 455673-5 RAM	44
1	-	A 690125-1 WASHER, LAMINATED	43
1	-	A 690124-1 WASHER, RAM	42
1	-	A 690686-1 BOLT, CRIMPER (5/16x1.00)	41
1	-	A 23241-6 BALL, STEEL	40
1	-	A 690170-1 SPRING, COMPRESSION	39
1	-	C 690142-1 DISC, INSULATION	38
1	-	D 354777-1 WIRE DISC, PLASTIC	37
1	-	A 22480-5 WASHER, SPRING	36
1	-	B 690212-1 POST, RAM	35
			34
REF	-	D 455675-1 PLATE, BASE	33
1	-	A 690432-3 SCREW, ADJUSTMENT	32
1	-	B 568677-1 TOOL, SIZING	31
REF	-	B 455689-1 BLOCK, STRIP GUIDE ADJ	30
1	-	C 458144-1 PLATE, STRIP GUIDE	29
1	-	C 1-455888-0 SPACER, FRONT SHEAR DEP	28
2	-	A 1-22284-0 SPRING, DRAG	27
1	-	B 240793-1 LEVER, DRAG RELEASE	26
1	-	B 240792-1 DRAG, TERMINAL	25
1	-	D 7-690504-0 GUIDE, STRIP (REAR)	24
1	-	A 690438-1 GUIDE, STRIP (FRONT)	23
1	-	B 768367-1 CRIMPER, BLUNT	22
REF	-	A 4-22284-9 SPRING, FEED RETURN	21
1	-	A 679218-1 STRIPPER WIRE STOP ASSY	20
1	-	B 458949-8 STRIPPER	19
			18
1	-	C 1-455888-4 SPACER, CRIMPER	17
1	-	B 691667-1 GUARD, CHIP (FRONT)	16
			15
			14
			13
1	-	A 5-22280-0 SPRING, SHEAR	12
1	-	B 690461-1 STOP, SHEAR	11
1	-	C 690459-1 HOLDER, SHEAR (FRONT)	10
1	-	C 462006-1 SHEAR, FLOAT (FRONT)	9
1	-	C 464675-1 ANVIL	8
1	-	C 1-240641-1 SPACER, DEPRESSOR (REAR)	7
			6
1	-	C 1-455889-4 DEPRESSOR, SHEAR (FRONT)	5
1	-	B 2-238011-2 SPACER, BLOCK CRIMPER	4
1	-	C 5-456134-8 CRIMPER, INSULATION	3
1	-	C 455888-7 SPACER, CRIMPER	2
1	-	C 456401-3 CRIMPER, WIRE	1

THIS DRAWING IS A CONTROLLED DOCUMENT.

THIS DRAWING IS UNRELEASED. RELEASED FOR PUBLICATION BY AMP INCORPORATED. ALL RIGHTS RESERVED. COPYRIGHT 1999

A 66



- 1 RECOMMENDED SPARE PARTS.
- 2 GREASE LIGHTLY.
- 3 GUARD MUST BE IN PLACE WHEN OPERATING APPLICATOR IN A BENCH MACHINE.
- 4 LUBRICATE DAILY USING NO. 20 MACHINE OIL.
- 5. ITEMS WITH QTY OF REF SPECIFIED (EXCEPT ITEMS 78 AND 79) ARE USED ON ITEM 46.
- 6 BACK OF PIN CLOSED IN APPLICATOR.

QTY	REF	U/M	DWG SIZE	PART NO	DESCRIPTION	ITEM NO
2	-	C		7-354779-2	PIN, WIRE DISC (.3350)C	129
2	-	C		6-354779-2	PIN, WIRE DISC (.3300)B	127
2	-	C		5-354779-6	PIN, WIRE DISC (.3270)A	126
1	-	A		986950-1	WASHER, FLAT PRECISION	125
REF	-	A		21045-3	RING, RET "C" (ϕ .187)FD FING PIN	124
						123
REF	-	A		5-21028-1	PIN, SLT SPR (ϕ .125x.50)ADJ ROD	122
1	-	A		4-21028-0	PIN, SLT SPR (ϕ .093x.75)ST GDE PL	121
REF	-	A		1-21030-1	PIN, DOWEL (ϕ .187x.50)LEVER	120
REF	-	A		1-21030-6	PIN, DOWEL (ϕ .187x1.25)HOUSING	119
						118
1	-	A		21024-5	WASHER, LOCK (#10)ADJ BLOCK	117
REF	-	A		21024-5	WASHER, LOCK (#10)ADJ PLATE	116
REF	-	A		21024-5	WASHER, LOCK (#10)FEED GDE ROD	115
2	-	A		21024-2	WASHER, LOCK (#4)FRONT STP GUIDE	114
						113
						112
4	-	A		21024-4	WASHER, LOCK (#8)STRIPPER	111
REF	-	A		21899-4	WASHER, FLAT (ϕ 5/16)SCREW ADJ	110
1	-	A		2-21002-6	SCR, BHC (10-32x.38)LUBE ASSY	109
1	-	A		21018-5	NUT, HEX (NO. 6)HOLDDOWN	108
REF	-	A		21018-5	NUT, HEX (6-32)FEED ADJ	107
						106
1	-	A		22353-8	SCR, SHLD (ϕ .187x.25)DRAG LEVER	105
1	-	A		992031-1	PIN, CLEVIS	104
1	-	A		21009-2	SCR, SKT SET (1/4-20x.25 LW)RAM	103
2	-	A		21017-2	SCR, DRIVE (#2x.19)ID PLATE	102
REF	-	A		6-23715-5	SCR, PAN HD (6-32x1.50)FEED ADJ	101
1	-	B		461264-1	PLATE, IDENTIFICATION	100
2	-	A		3-21002-0	SCR, BHC (10-32x.88)DRAG	99
1	-	A		22733-8	SCR, BHC (8-32x.38 LW)ANVIL	98
REF	-	A		2-21002-9	SCR, BHC (10-32x.75)CAP	97
REF	-	A		2-22733-8	SCR, BHC (1/4-20x.62)HOUSING	96
REF	-	A		2-21002-7	SCR, BHC (10-32x.50)SG ADJ BLOCK	95
4	-	A		2-21002-2	SCR, BHC (8-32x.50)TERM H DWN	94
						93
						92
1	-	A		1-21002-7	SCR, BHC (6-32x.38)CAM	91
						90
1	-	A		7-21000-9	SCR, SHC (4-40x.19)STRIPPER	89
						88
2	-	A		2-21000-7	SCR, SHC (8-32x.62)DEP-HOLD	87
1	-	A		2-22603-0	SCR, HEX HD (8-32x.31)FEED FINGER	86
2	-	A		1-21000-3	SCR, SHC (4-40x.25)F ST GUIDE	85
1	-	A		2-21000-7	SCR, SHC (8-32x.50)STRIPPER	84
REF	-	A		3-21000-7	SCR, SHC (10-32x.75)FEED ROD GD	83
REF	-	A		3-21000-6	SCR, SHC (10-32x.62)FD ADJ BLK	82
1	-	A		3-21000-4	SCR, SHC (10-32x.38)SG ADJ BL	81
REF	-	A		3-21000-4	SCR, SHC (10-32x.38)PIVOT BLK	80
REF	-	B		455749-1	GUARD, WINDOW	79
-	-	B		679532-1	INSERT, GUARD	78
1	-	C		1-465184-0	LUBRICATOR ASSY	77
						76
						75
1	-	A		690603-1	SPRING, ASSIST	74
1	-	A		23030-1	SCR, SHC (6-32x.25 SL)INS DISC	73
REF	-	A		458109-1	WASHER, SPECIAL	72
REF	-	A		690517-1	SPACER	71
						70
						69
						68
						67
						66
						65
						64
						63
						62
						61
						60
						59
						58
						57
						56
						55
						54
						53
						52
						51
						50
						49
						48
						47
						46
						45
						44
						43
						42
						41
						40
						39
						38
						37
						36
						35
						34
						33
						32
						31
						30
						29
						28
						27
						26
						25
						24
						23
						22
						21
						20
						19
						18
						17
						16
						15
						14
						13
						12
						11
						10
						9
						8
						7
						6
						5
						4
						3
						2
						1

QTY RECD PER ASSY	PARTS LIST	MATL	HT TR	FIN
DIMENSIONS IN INCHES. DO NOT SCALE PRINT. TOLERANCES UNLESS OTHERWISE SPECIFIED:				
2 PLC DEC \pm				
3 PLC DEC \pm				
4 PLC DEC \pm				
ANGLES \pm				
SURF TEXTURE: \checkmark				
REMOVE BURRS, BREAK SHARP EDGES R.015 MAX				
DR	6/27/95	APP	6-30-95	
L. COLLINS		T. BEDDICK		
CHK	6-30-95	REL	7/27/95	
C. ERISMAN		B. MORGAN		
AMP AMP Incorporated Harrisburg, PA 17105-3608				
NAME			MACHINE REF	
SIDE FEED HDM APPLICATOR			MINI APPL	
SCALE	DWG NO	466634-3	SHEET	REV
			1 OF 1	G1