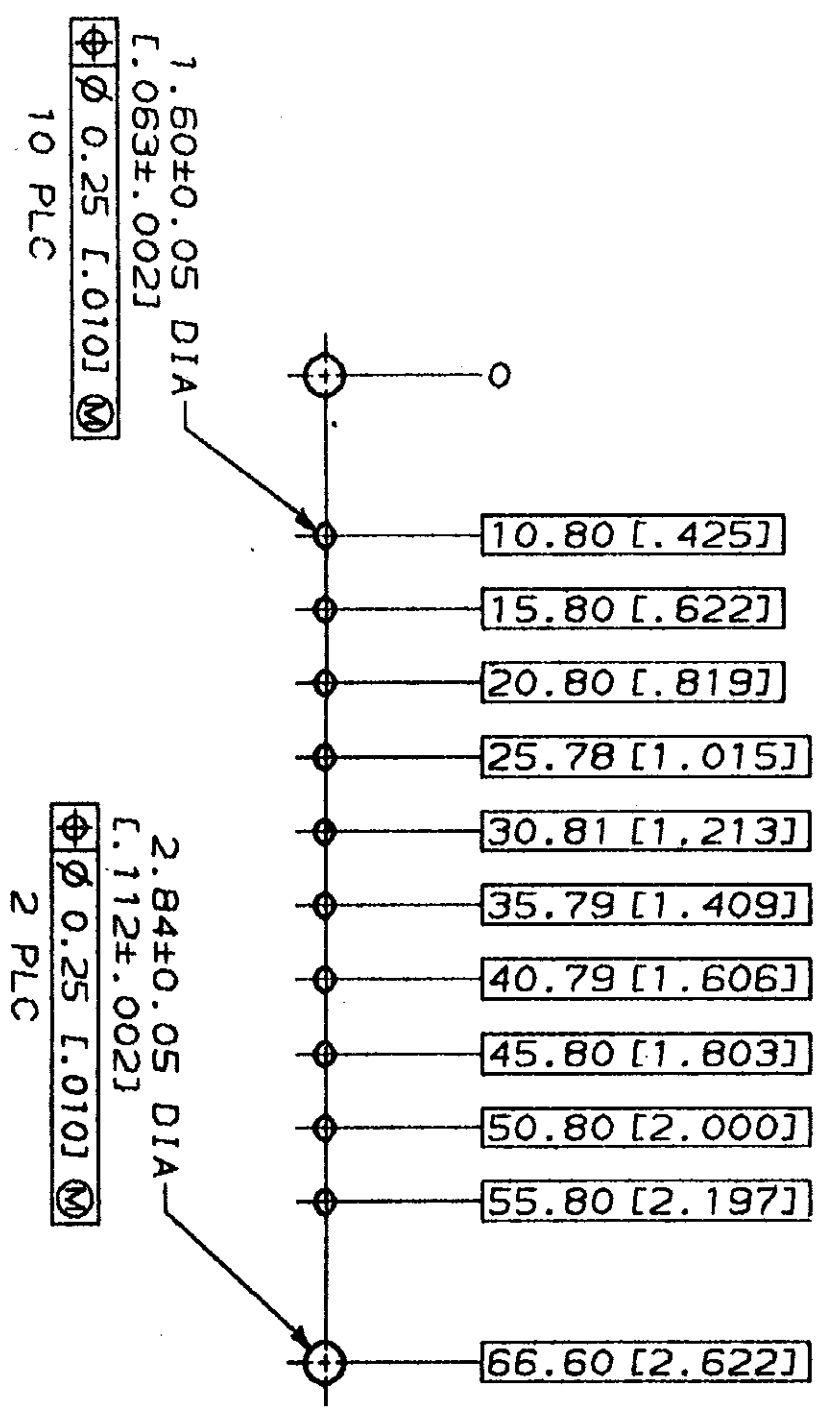
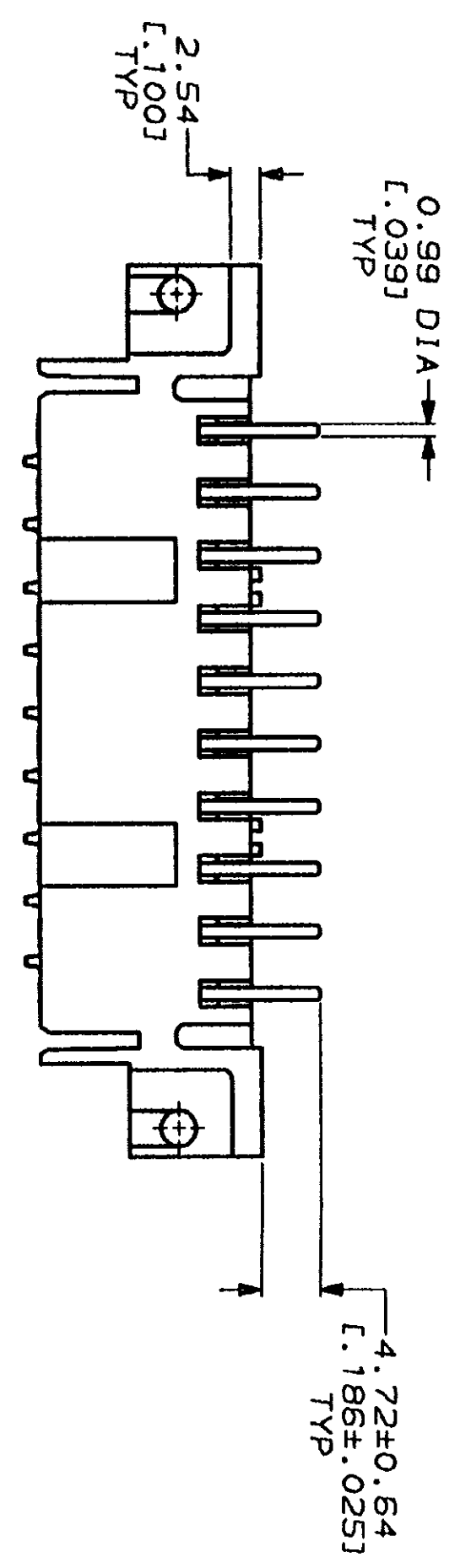
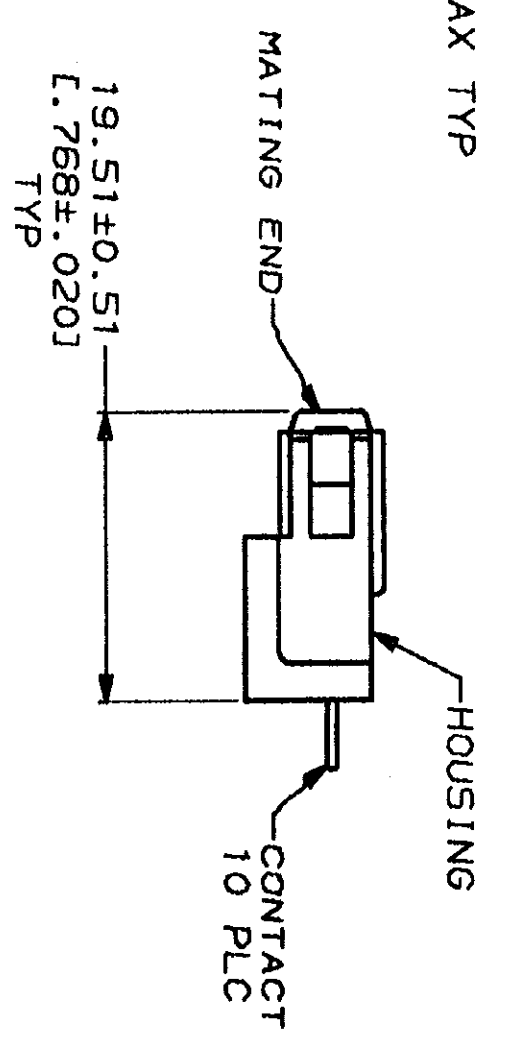
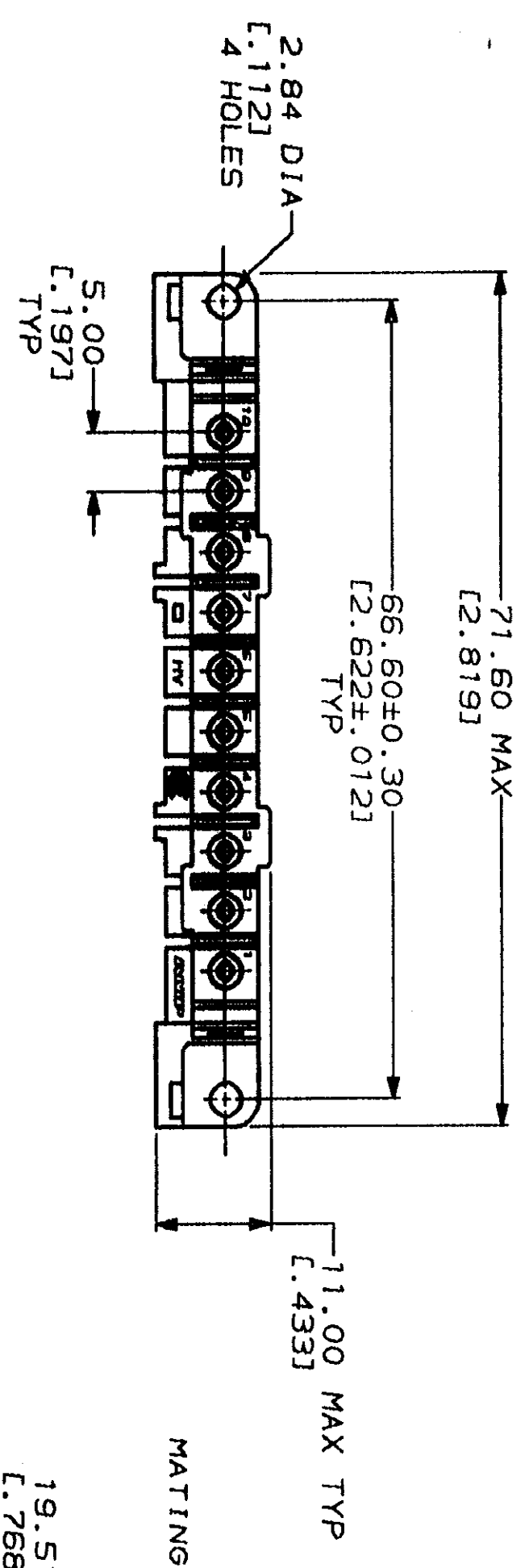


REV	DATE	DESCRIPTION	APP'D
1	BD 37	REDRAWN WITHOUT CHANGE	



RECOMMENDED PC BOARD LAYOUT



- 1 NYLON, RED.
- 2 PHOSPHOR BRONZE.
- 3 3.81µm [L.000150] MIN TIN-LEAD OVER 1.27µm [L.000050] MIN NICKEL.
- 4 0.76µm [L.000030] MIN GOLD FOR A LENGTH OF 5.08 [L.200] MIN FROM MATING END, 3.81µm [L.000150] MIN TIN-LEAD FOR A LENGTH OF 5.36 [L.211] MIN FROM OPPOSITE END, BOTH OVER 1.27µm [L.000050] MIN NICKEL.

THIS DRAWING IS A CONTROLLED DOCUMENT FOR AMP INCORPORATED. IT IS SUBJECT TO CHANGE WITHOUT NOTICE AND THE LATEST REVISION SHOULD BE CONSULTED FOR THE LATEST DESIGN.

DO NOT SCALE PRINT. UNLESS SPECIFIED DIMENSIONS IN MM [INCHES] TOLERANCES ON: 1 2 PLC DEC ± 0.25 [L.010] 3 PLC DEC ± . . . ANGLES	DR 08/07/92 L. STINE	NAME
CHK R. STONE	APPD 8-25-92 A. TRAVIS	AMP AMP Incorporated Murrysville, PA 17105-3808
MATERIAL HOUSING: 1 CONTACTS: 2	APPD 8-25-92 C. RICHIE	SOCKET HEADER ASSEMBLY, 10 POSN, IN-LINE, METRIMATE
FINISH CONTACTS: SEE TABLE	APPLICATION SPEC	SIZE CAGE CODE DRAWING NO
	WEIGHT	SCALE 2:1

207613-3	CONTACT FINISH
207613-1	PART NO

207613

CUSTOMER DRAWING