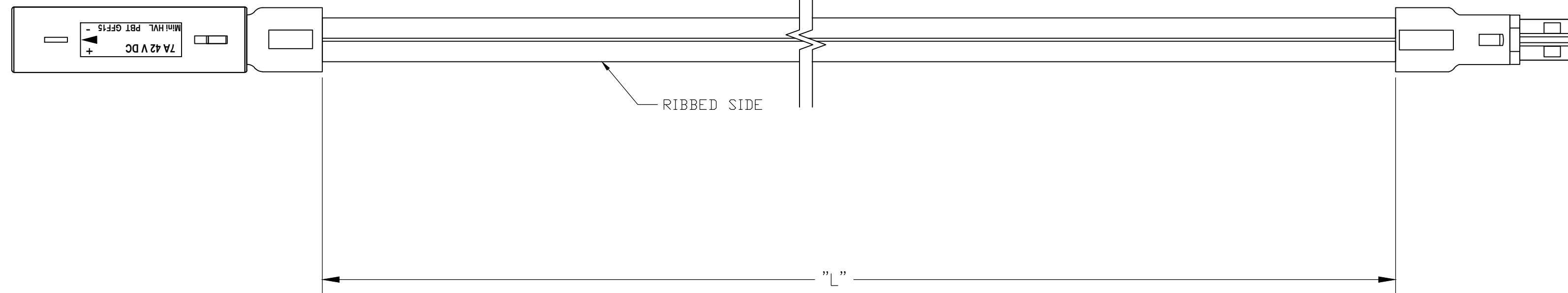
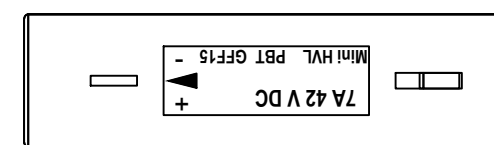
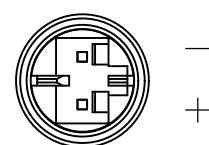
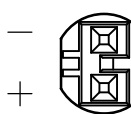


REVISIONS				
P	LTR	DESCRIPTION	DATE	APVD
A1		ECR-20-004655	29SEP2020	RK SBH

LV-2



LV-2

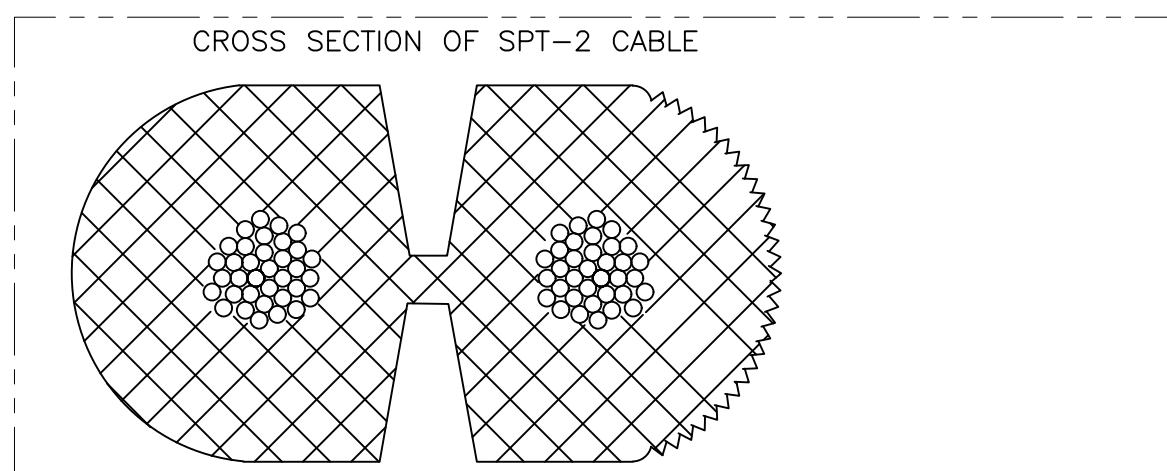


1. PACKAGING ACC. TO TE SPEC.107-18032
BUNDLE EVERY 25 ASSEMBLIES WITH A RUBBER BAND
2. ELECTRICAL TEST CONTAINING "SHORT CIRCUIT TEST, CONTINUITY AND ACCURATE CAVITY ASSIGNMENT TEST" ACC. TO TE-SPEC.108-18857, SUBSECTION 3.1.1

WIRING SCHEDULE AS SHOWN

WIRING SCHEDULE			
OUTLET		SIDE	PLUG
1	+	RIBBED	1
2	-	SMOOTH	2

OBSOLETE	16.0 FT	±3.84	2181192-8
	14.0 FT	±3.36	2181192-7
	12.0 FT	±2.88	2181192-6
	10.0 FT	±2.4	2181192-5
OBSOLETE	8.0 FT	±1.92	2181192-4
	6.0 FT	±1.44	2181192-3
	4.0 FT	±.96	2181192-2
	2.0 FT	±.48	2181192-1
	"L"	TOLERANCES [INCHES]	TE P/N



THIS DRAWING IS A CONTROLLED DOCUMENT.		DWN E.C. CLAYBAUGH 16/JUN/11		
DIMENSIONS: INCHES		CHK P. BECKER 13/JUL/11		
TOLERANCES UNLESS OTHERWISE SPECIFIED:		APVD P. BECKER 01/AUG/11	NAME CABLE ASSEMBLY, NECTOR, LV-2, OUTLET TO PLUG	
0 PLC ± -		PRODUCT SPEC	-	
1 PLC ± -		APPLICATION SPEC	-	
2 PLC ± -		WEIGHT	-	
3 PLC ± -		SIZE	A2	
4 PLC ± -		CAGE CODE	00779	
ANGLES ± -		DRAWING NO	C-2181192	
FINISH		RESTRICTED TO	-	
MATERIAL		CUSTOMER DRAWING	SCALE	N.T.S.
		SHEET	1 of 1	
		REV	A1	