

# VW3A4555

line/motor choke - 0.5 mH - 60 A - 3 phases -  
94 W - for variable speed drive



## Main

Range of Product	Altivar
Product or Component Type	Line/motor choke
Product compatibility	<p>LXM32MD85N4 - line choke - 1 per drive</p> <p>LXM32MC10N4 - line choke - 1 per drive</p> <p>Variable speed drive ATV340 15 kW 380...480 V - line choke - 1 per drive</p> <p>ATV61CD15N4 - motor choke - 1 per drive</p> <p>ATV61HD11M3X - line choke - 1 per drive</p> <p>ATV61HD15N4 - motor choke - 1 per drive</p> <p>ATV61HD18N4 - line choke - 1 per drive</p> <p>ATV61HD22N4 - line choke - 1 per drive</p> <p>ATV61HD30Y - line choke - 1 per drive</p> <p>ATV61HD37Y - line choke - 1 per drive</p> <p>ATV61HD45Y - line choke - 1 per drive</p> <p>ATV61HU75M3 - line choke - 1 per drive</p> <p>ATV61KD15N4 - motor choke - 1 per drive</p> <p>ATV61WD18N4 - line choke - 1 per drive</p> <p>ATV61WD18N4C - line choke - 1 per drive</p> <p>ATV61WD22N4 - line choke - 1 per drive</p> <p>ATV61WD22N4C - line choke - 1 per drive</p> <p>ATV71HD11M3X - line choke - 1 per drive</p> <p>ATV71HD18N4 - line choke - 1 per drive</p> <p>ATV71HD22N4 - line choke - 1 per drive</p> <p>ATV71HD30Y - line choke - 1 per drive</p> <p>ATV71HD37Y - line choke - 1 per drive</p> <p>ATV71HD45Y - line choke - 1 per drive</p> <p>ATV71HU75M3 - line choke - 1 per drive</p> <p>ATV71WD18N4 - line choke - 1 per drive</p> <p>ATV71WD22N4 - line choke - 1 per drive</p> <p>ATV312HD11M3 - line choke - 1 per drive</p> <p>ATV312HD15M3 - line choke - 1 per drive</p> <p>ATV32HD15N4 - motor choke - 1 per drive</p> <p>Variable speed drive ATV340 18 kW 380...480 V - line choke - 1 per drive</p> <p>Variable speed drive ATV340 22 kW 380...480 V - line choke - 1 per drive</p> <p>Variable speed drive ATV320 15 kW 380...500 V - three phase - motor choke - 1 per drive</p> <p>Variable speed drive ATV320 11 kW 200...240 V - three phase - line choke - 1 per drive</p> <p>Variable speed drive ATV320 15 kW 200...240 V - three phase - line choke - 1 per drive</p> <p>Variable speed drive ATV630 30 kW 500...690 V - three phase - line choke - 1 per drive</p> <p>Variable speed drive ATV630 37 kW 500...690 V - three phase - line choke - 1 per drive</p> <p>Variable speed drive ATV630 45 kW 500...690 V - three phase - line choke - 1 per drive</p> <p>Variable speed drive ATV930 30 kW 500...690 V - three phase - line choke - 1 per drive</p> <p>Variable speed drive ATV930 37 kW 500...690 V - three phase - line choke - 1 per drive</p> <p>Variable speed drive ATV930 45 kW 500...690 V - three phase - line choke - 1 per drive</p> <p>Variable speed drive ATV630 600 V - three phase - line choke - 40 hp - 1 per drive</p> <p>Variable speed drive ATV630 600 V - three phase - line choke - 50 hp - 1 per drive</p> <p>Variable speed drive ATV630 600 V - three phase - line choke - 60 hp - 1 per drive</p> <p>Variable speed drive ATV930 600 V - three phase - line choke - 40 hp - 1 per drive</p> <p>Variable speed drive ATV930 600 V - three phase - line choke - 50 hp - 1 per drive</p> <p>Variable speed drive ATV930 600 V - three phase - line choke - 60 hp - 1 per drive</p>
Number of phases	Three phase

Range Compatibility	Altivar 32 Altivar Machine ATV340 Lexium 62 Altivar 71 Altivar Machine ATV320 Altivar 312 Altivar Process ATV900 Altivar Process ATV600 Altivar 61 Lexium 32 Easy Altivar 310
Device Application	Reduction of overvoltages at motor terminals Reduction of current harmonics
Value of inductance	0.5 mH
Line Rated Current	60 A
Thermal losses	94 W
Electrical connection	Terminal 35 mm <sup>2</sup> / AWG 0, 22.13...26.55 lbf.in (2.5... 3 N.m)

## Complementary

Power supply frequency	50...60 Hz
Max current	1.65 x nominal current 60 s)
Maximum voltage drop at rated load	5 %
Electrical Insulation Class	Class F
Minimum clearance distance	0.22 in (5.5 mm) IEC 60664
Leakage distance	0.45 in (11.5 mm) IEC 60664
Net Weight	24.25 lb(US) (11 kg)
Width	7.09 in (180 mm)
Height	8.27 in (210 mm)
Depth	6.50 in (165 mm)

## Environment

Standards	EN 50178 IEC 60076 (with HD398) VDE 0160 level 1
IP Degree of Protection	Choke IP00 Terminals IP10
Environmental characteristic	3B1 IEC 721-3-3 3C2 IEC 721-3-3 3S1 IEC 721-3-3
Pollution degree	2 EN 50178
Vibration resistance	1 gn 13...200 Hz)IEC 60068-2-6 1.5 mm peak to peak 3...13 Hz)IEC 60068-2-6
Shock resistance	15 gn 11 ms IEC 60068-2-27
Relative humidity	0...95 %
Ambient air temperature for operation	113...131 °F (45...55 °C) with current derating of 2 % per °C) 32...113 °F (0...45 °C) without current derating)
Ambient Air Temperature for Storage	-13...158 °F (-25...70 °C)
Operating altitude	<= 3280.84 ft (1000 m) without current derating <= 3280.84 ft (1000 m) without derating

## Ordering and shipping details

Category	22154 - ATV320/ATV312/ATV32 ACCESSORIES
Discount Schedule	CP4B
GTIN	3389118065949
Nbr. of units in pkg.	1
Package weight(Lbs)	25.40 lb(US) (11.52 kg)
Returnability	No
Country of origin	CZ

## Packing Units

Unit Type of Package 1	PCE
Package 1 Height	7.99 in (20.3 cm)
Package 1 width	13.39 in (34 cm)
Package 1 Length	11.22 in (28.5 cm)
Unit Type of Package 2	P06
Number of Units in Package 2	8
Package 2 Weight	231.84 lb(US) (105.16 kg)
Package 2 Height	28.94 in (73.5 cm)
Package 2 width	31.50 in (80 cm)
Package 2 Length	23.62 in (60 cm)

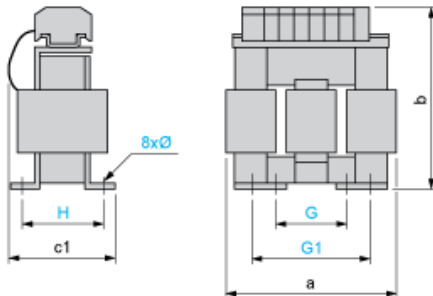
## Offer Sustainability

California proposition 65	WARNING: This product can expose you to chemicals including: Lead and lead compounds, which is known to the State of California to cause cancer and birth defects or other reproductive harm. For more information go to <a href="http://www.P65Warnings.ca.gov">www.P65Warnings.ca.gov</a>
REACH Regulation	<a href="#">REACH Declaration</a>
REACH free of SVHC	Yes
EU RoHS Directive	Pro-active compliance (Product out of EU RoHS legal scope) <a href="#">EU RoHS Declaration</a>
Toxic heavy metal free	Yes
Mercury free	Yes
RoHS exemption information	<a href="#">Yes</a>
China RoHS Regulation	<a href="#">China RoHS Declaration</a>

## Contractual warranty

Warranty	18 months
----------	-----------

Dimensions



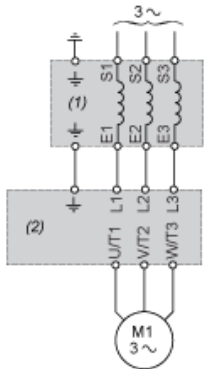
Dimensions in mm

a	b	c1	G	G1	H	Ø
180	210	160	85	122	105	6 x 12

Dimensions in in.

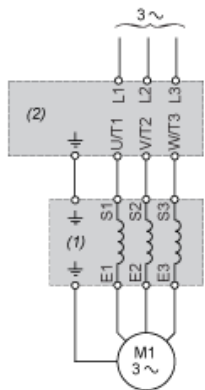
a	b	c1	G	G1	H	Ø
7.09	8.27	6.30	3.35	4.80	4.13	0.24 x 0.47

Recommended Schema - Line Choke



- (1) Line Choke
- (2) Drive

Recommended Schema - Motor Choke



- (1) Motor Choke
- (2) Drive