

6

5

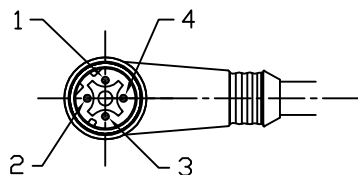
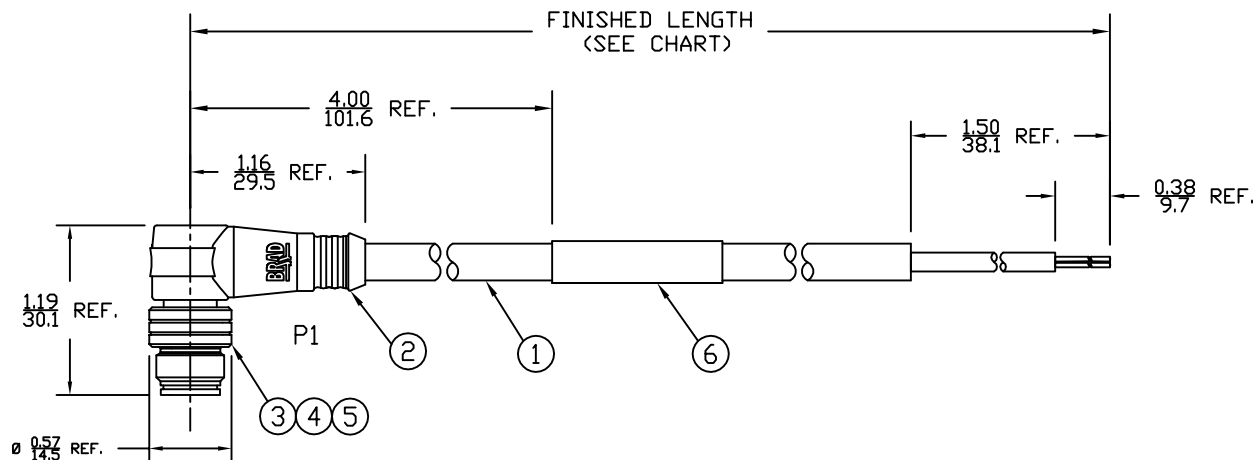
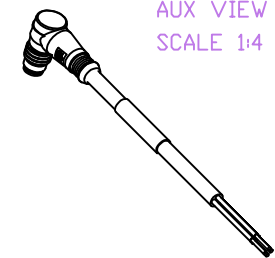
4

3

2

1

PART NUMBER	ENGINEERING NO.	LENGTH ± TOLERANCE
1300480078	E10A00715M010	3' 3" +2.19"/-0" [1M +55.6/-0 mm]
1300480080	E10A00715M050	16' 4" +6.5"/-0" [5M +165.0/-0 mm]



MALE-FACE VIEW

P1	
1	WHITE/ORG
2	WHITE/GRN
3	ORANGE
4	GREEN

WIRING DIAGRAM

NOTES:

- 1) MATERIAL: SEE TABLE
- 2) FINISHES: SEE TABLE
- 3) CABLE: #26/4 SHIELDED PVC
- 4) ELECTRICAL DATA:
ACCORDING TO CAT5e ETHERNET STANDARD
MAX. VOLTAGE: 30V
MAX. CURRENT 1.5A
- 5) ENVIRONMENTAL:
PROTECTION IP67
TEMPERATURE RANGE: -20°C TO 75°C
- 6) WRAP LABEL IS MARKED WITH P/N, DATE CODE,
VOLTAGE & AMPERAGE.
- 7) ASSEMBLY IS RoHS COMPLIANT.

ITEM	QTY.	DESCRIPTION	MATERIAL	FINISH
6	1	LABEL	PLASTIC FILM	BLACK/YELLOW
5	1	INSERT	PUR	BLACK
4	4	PIN CONTACT	COPPER ALLOY	GOLD PLATED
3	1	M12 COUPLING NUT	BRASS	NICKEL
2	1	OVERMOLD	PUR	BLACK
1	1	ETHERNET CABLE-CAT5E	PVC JACKET	TEAL

SD RELEASE
EC NO: WELU2010-0005
7/10/09
DRWN: VOU
CHKD: BWOODMAN
APPR: JFMURPHY 2009/07/20

QUALITY SYMBOLS
▽=0
▽C=0

GENERAL TOLERANCES (UNLESS SPECIFIED)

	mm	INCH
4 PLACES	±----	±----
3 PLACES	±----	±.005
2 PLACES	±----	±.010
1 PLACE	±----	±.020

ANGULAR ± 1/2°

**DRAFT WHERE APPLICABLE
MUST REMAIN
WITHIN DIMENSIONS**

DIMENSION STYLE
IN/MM

DRAWN BY: VOU DATE: 2009/07/06

CHECKED BY: BWOODMAN DATE: 2009/07/31

APPROVED BY: DATE:

MATERIAL NO. SEE CHART

SIZE A

SCALE 3:4

DESIGN UNITS INCH

THIRD ANGLE PROJECTION

TITLE
MICRO-CHANGE CABLE ASSY
4P M/MP 90 D-CODE
#26/4 SHIELDED PVC

MOLEX INCORPORATED

DOCUMENT NO. SD-120108-018

SHEET NO. 1 OF 1

THIS DRAWING CONTAINS INFORMATION THAT IS PROPRIETARY TO MOLEX INCORPORATED AND SHOULD NOT BE USED WITHOUT WRITTEN PERMISSION

6

5

4

3

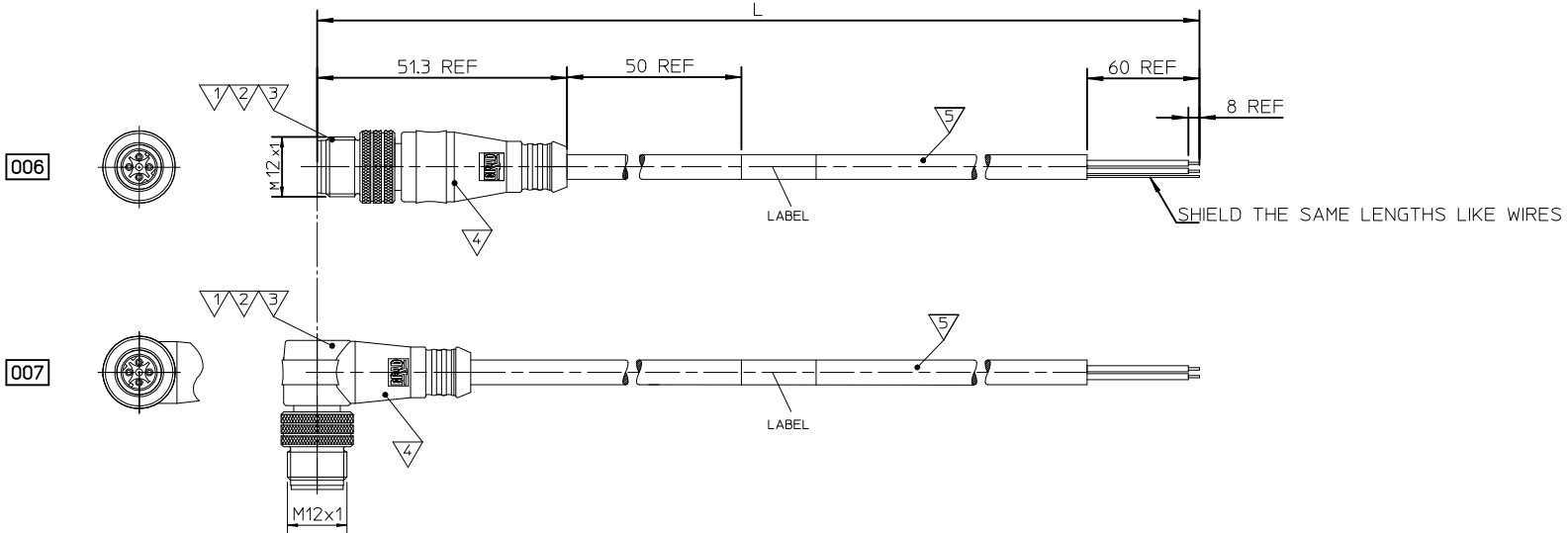
2

1

MALE FACE VIEW
4-POLE

WIRING DIAGRAM

1 WHITE/ORANGE
2 WHITE/GREEN
3 ORANGE
4 GREEN



E 1 0 A X X X 1 5 X X X X X

Network Protocol E=Ethernet	First Connector 1=M12 Threaded 4 Pole D-code	second Connector 0=No connector	Wiring Scheme A=4 Pole	HEAD TYPE 006 Plugs male and single ended 007 Plugs male 90° and single ended	Cable type 26AWG 7/34 STRANDED TINNED COPPER PVC, TEAL	LENGTH UNIT C-cm M-m K-km F-feet	LENGTH Example: 020 - 2M 060 - 6M 100 - 10M	OPTIONS D- Decoupled (for Shielded version only)
--------------------------------	---	------------------------------------	---------------------------	---	---	--	---	---

Over	Up to and including	Tolerance (*)
0	305	+19
305	915	+45
915	1830	+56
1830	3660	+89
3660	7320	+165
7320	14640	+317
14640	30500	+610
30500	>	2 % of length

CONNECTOR SPECIFICATION:

VOLTAGE RATING	max 30V
AMPERAGE RATING	1.5 A
PROTECTION	IP67
OPERATING TEMPERATURE	-20°C TO 75°C

ITEM	PART	MATERIAL	FINISH
5	CABLE	1302100082	---
4	OVERMOULDING	TPU UF NATURAL C98A10	---
4	OVERMOULDING	MASTERBATCH COLORANT	---
3	COUPLING NUT	SEE SPECIAL TYPES	---
2	PIN CONTACT	COPPER ALLOY	GOLD OR NICKEL PLATED
1	INSERT	PUR	BLACK

DRAWING UPDATED EC NO: IPG2013-1486 DRW:MDYSZEWSKA 2013/03/26 CHK:D: APPR:MIWASIECZKO 2013/05/09	QUALITY SYMBOLS	GENERAL TOLERANCES (UNLESS SPECIFIED)	DIMENSION STYLE	SCALE	DESIGN UNITS	FIRST ANGLE PROJECTION
	▽=0 ∇=0	4 PLACES ± --- ± --- 3 PLACES ± --- ± --- 2 PLACES ± --- ± --- 1 PLACE ± --- ± --- 0 PLACE ± --- ± ---	MM ONLY	---	METRIC	
	DRAFT WHERE APPLICABLE MUST REMAIN WITHIN DIMENSIONS	DRAWN BY: MDYSZEWSKA DATE: 2012/11/24 CHECKED BY: HWALCZAK DATE: 2012/11/24 APPROVED BY: MIWASIECZKO DATE: 2013/01/21	TITLE	CSE ETH 4P DC MA PVC SE SHLD NI		
	B1	MATERIAL NO. SEE PAGE 2	DOCUMENT NO. SD-130048-007	SHEET NO. 1 OF 2		

molex

THIS DRAWING CONTAINS INFORMATION THAT IS PROPRIETARY TO MOLEX INCORPORATED AND SHOULD NOT BE USED WITHOUT WRITTEN PERMISSION

SEE CHART 1

1201080140	E10A00615M030
1300480053	E10A00615M006
1300480054	E10A00615M010
1300480055	E10A00615M020
1300480056	E10A00615M050
1300480057	E10A00615M100
1300480058	E10A00615M150
1300480059	E10A00615M300
1300480289	E10A00615M500
1300488006	E10A00615M200
1300480077	E10A00715M006
1300480078	E10A00715M010
1300480079	E10A00715M020
1300480080	E10A00715M050
1300480081	E10A00715M100
1300480290	E10A00715M200

ORIGINAL RELEASE EC NO: IPG2013-0932 DRWN:MDYSZEWSKA 2012/11/24 CHKD:HWALCZAK 2012/11/24 APPR:MIWASIECZKO 2013/01/21	REV DESCRIPTION	QUALITY SYMBOLS	=0 =0	GENERAL TOLERANCES (UNLESS SPECIFIED)		DIMENSION STYLE MM ONLY		SCALE ---	DESIGN UNITS METRIC	FIRST ANGLE PROJECTION	
				mm	INCH	DRAWN BY	DATE	TITLE	CSE ETH 4P DC MA PVC SE SHLD NI		
		4 PLACES	± ---	± ---	MDYSZEWSKA	2012/11/24					
		3 PLACES	± ---	± ---	CHECKED BY	DATE					
		2 PLACES	± ---	± ---	HWALCZAK	2012/11/24					
		1 PLACE	± ---	± ---	APPROVED BY	DATE					
		0 PLACE	± ---	± ---	MIWASIECZKO	2013/01/21	MATERIAL NO.	DOCUMENT NO.			SHEET NO.
		ANGULAR ± --- °		DRAFT WHERE APPLICABLE MUST REMAIN WITHIN DIMENSIONS		SEE CHART 1		SD-130048-007			2 OF 2
A		SIZE		THIS DRAWING CONTAINS INFORMATION THAT IS PROPRIETARY TO MOLEX INCORPORATED AND SHOULD NOT BE USED WITHOUT WRITTEN PERMISSION							