

MOLLY

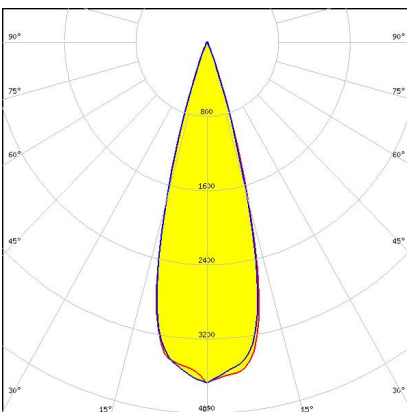
Ø70 mm lenses with smooth cutoff for track- and spotlights and Zhaga compliant bayonet mounting compatible with up to 19 mm LES size COBs

MOLLY represents LEDiL's cutting-edge optical lens design taking full advantage of bigger size COBs. A solid rugged PMMA construction locks straight into sockets and connectors with no need for extra holders. Uniform illuminance with flat top peak, no spill light and perfect design for cylinder type track lights makes MOLLY an excellent choice for professional indoor lighting. Compatible with LEDiL clamps and 3rd party 3-hook fastening solutions (Molex, TE, Bender&Wirth).



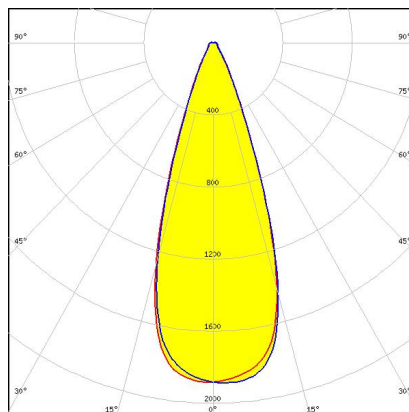
PRODUCTS:

C15801_MOLLY-M



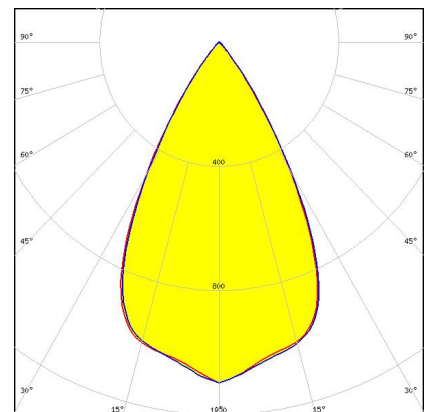
Dimensions: 69.8 mm x 69.8 mm
Height: 23.60 mm
~35° medium beam

C16264_MOLLY-M-B



Dimensions: 69.8 mm x 69.8 mm
Height: 29.90 mm
~35° medium beam compatible with
3rd party connectors from BJB,
Stucchi and Tridonic

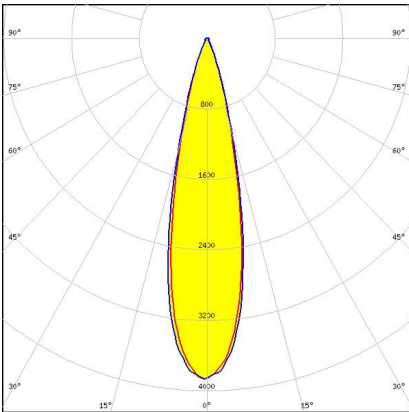
C15802_MOLLY-W



Dimensions: 69.8 mm x 69.8 mm
Height: 22.10 mm
~60° wide beam

PRODUCTS:

C15800_MOLLY-S

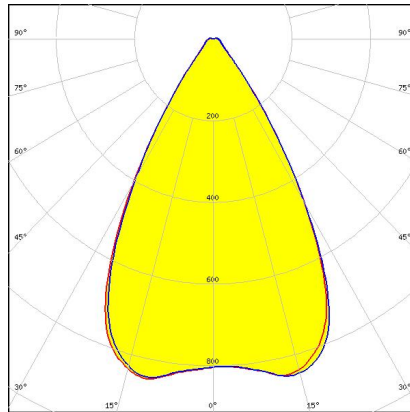


Dimensions: 69.8 mm x 69.8 mm

Height: 24.80 mm

~25° spot beam

C16265_MOLLY-W-B

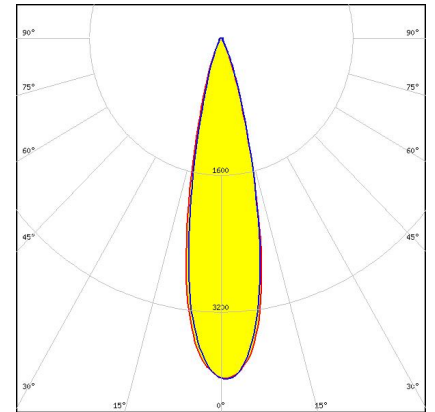


Dimensions: 69.8 mm x 69.8 mm

Height: 22.10 mm

~60° wide beam compatible with 3rd party connectors from BJB, Stucchi and Tridonic

C16263_MOLLY-S-B



Dimensions: 69.8 mm x 69.8 mm

Height: 24.80 mm

~25° spot beam compatible with 3rd party connectors from BJB, Stucchi and Tridonic

GENERAL INFORMATION:

NOTE: The typical beam angle will be changed by different color, chip size and chip position tolerance. The typical total beam angle is the full angle measured where the luminous intensity is half of the peak value.

MATERIALS:

As part of our continuous research and improvement processes, and to ensure the best possible quality and availability of our products, LEDiL reserves the right to change material grades without notice.

PRODUCT DATA USER AGREEMENT AND DISCLAIMER:

The measured data in the provided downloadable LEDiL Product Datasheets and Mechanical 2D-Drawings is rounded and provided as reference for planning. LEDiL Oy's optical specifications have been verified by conducting performance testing of the products in accordance with the company's quality system. The reported data are averaged results of multiple measurements with typical variation. LEDiL Oy reserves the right to without prior notification make changes and improvements to its products.

LEDiL Oy assumes neither warranty, nor guarantee nor any other liability of any kind for the contents and correctness of the provided data. The provided data has been generated with highest diligence but the provided data may in reality not represent the complete possible variation range of all intrinsic parameters. Therefore, in certain cases a deviation from the provided data could occur.

LEDiL Oy reserves the right to undertake technical changes of its products without further notification which could lead to changes in the provided data. LEDiL Oy assumes no liability of any kind for the possible deviation from any provided data or any other damage resulting from the usage of the provided data.

The user agrees to this disclaimer and user agreement with the download or usage of the provided files.

LEDiL Oy

Joensuunkatu 13
FI-24240 SALO
Finland

LEDiL Inc.

228 West Page Street
Suite D
Sycamore IL 60178
USA

Local sales and technical support

[www.ledil.com/
where_to_buy](http://www.ledil.com/where_to_buy)

Shipping locations

Salo, Finland
Hong Kong, China

Distribution Partners

[www.ledil.com/
where_to_buy](http://www.ledil.com/where_to_buy)