

PART NO.	A99347-001	REV	ECO	DATE	APP
		A	104984	11-01-18	HV

MATERIALS

HOUSING:

ALUMINUM 6061, NICKEL PLATED
(500 MICRINCHES MINIMUM) PER
SAE-AMS-2404

INSULATOR & CAP:

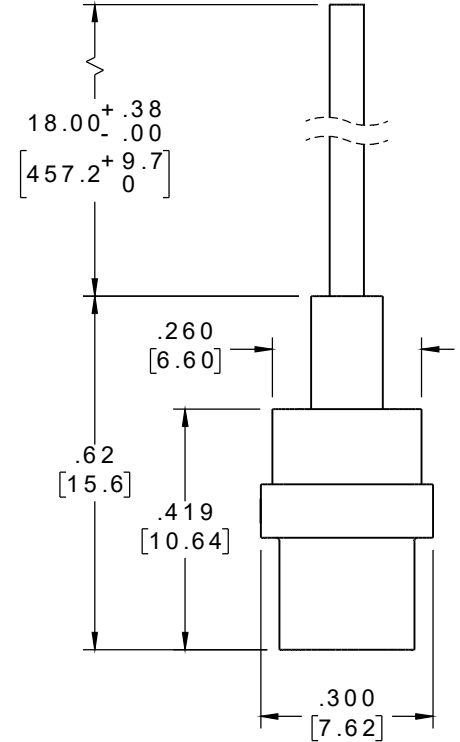
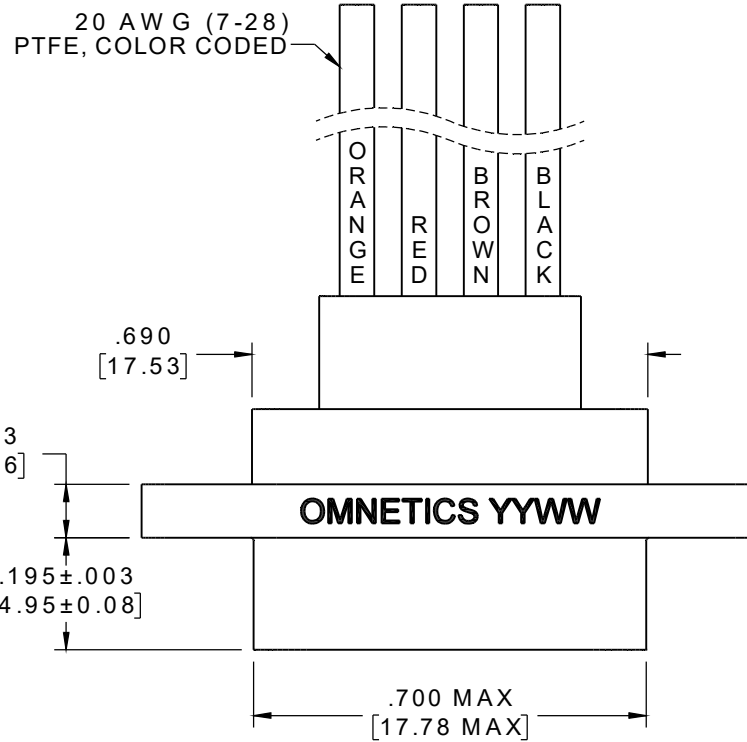
PPS PER MIL-M-24519, TYPE
GST 40F

CONTACT:

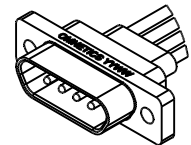
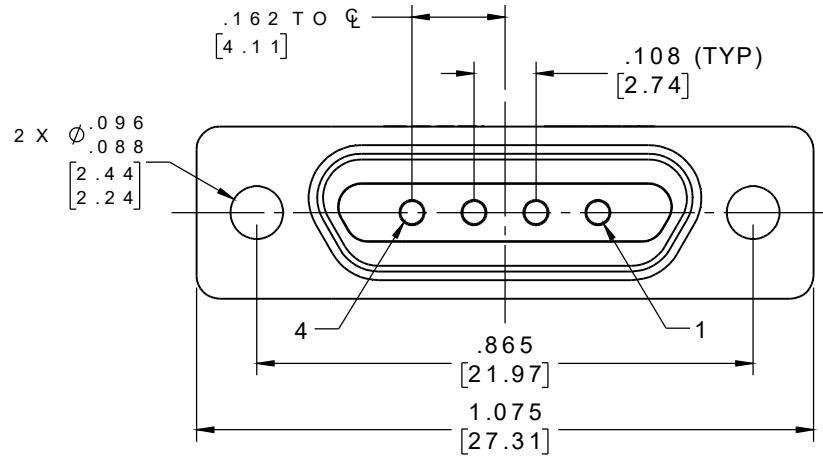
COPPER ALLOY PER SAE-AS39029
GOLD PLATED PER ASTM B488
(HARD GOLD), TYPE II, CODE C
CLASS 1.27

WIRE:

NEMA HP3 TYPE E, COLOR CODED
IAW MIL-STD-681, SYSTEM 1,
USING TEN SOLID REPEATING
COLORS



CONTACT #	COLOR
1	BLACK
2	BROWN
3	RED
4	ORANGE



ACTUAL SIZE
EXCLUDING WIRE LENGTH

NOTE:

DIMENSIONS IN [] ARE IN
MILLIMETERS UNLESS
OTHERWISE NOTED AND ARE
FOR REFERENCE ONLY

MMDS /SLDW	THIRD ANGLE
	-TOLERANCES-
	UNLESS OTHERWISE NOTED
	DIMENSIONS IN INCHES
	2 P L DEC ± .01
	3 P L DEC ± .005
	4 P L DEC ± .0005
	ANGLES ± 1°

THIS DRAWING CONTAINS CONFIDENTIAL AND PROPRIETARY INFORMATION WHICH IS THE PROPERTY OF OMNETICS CONNECTOR CORP. THIS DOCUMENT MAY NOT, IN WHOLE OR IN PART, BE DUPLICATED, OR DISCLOSED FOR ANY PURPOSE, WITHOUT WRITTEN PERMISSION FROM OMNETICS CONNECTOR CORP.	
DFTM. STN	DATE 10-26-18
CHK'D.	DATE
APP'D.	DATE
TITLE: (4-0) CONTACT RECEPTACLE HYBRID POWER MICRO-D CONNECTOR	

OMNETICS
CONNECTOR CORPORATION
7260 COMMERCE CIRCLE EAST
MINNEAPOLIS, MN 55432
WWW.OMNETICS.COM

CAGE CODE 61873	
DWG NO. A99347-001	
SHEET 1 OF 1	REV A
SCALE: 3:1	