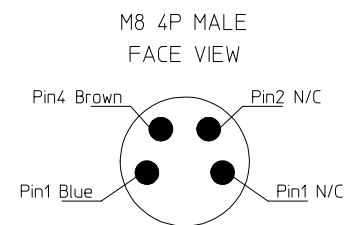
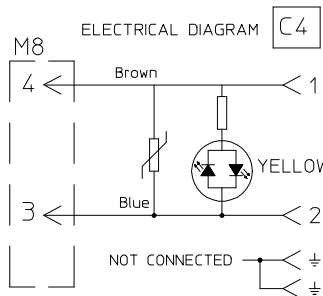
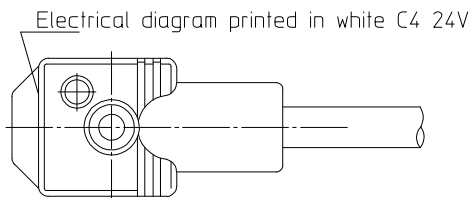
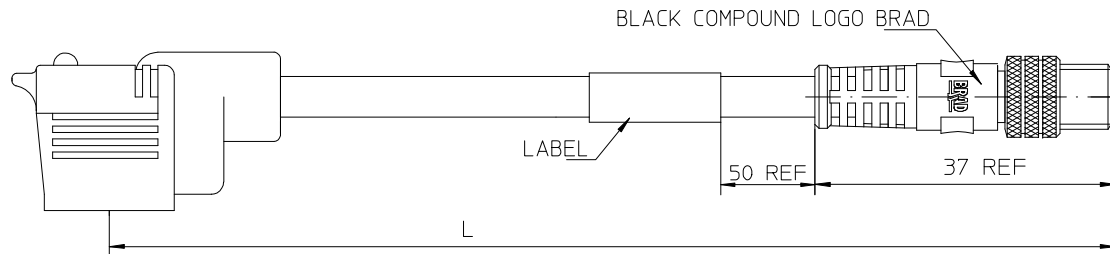
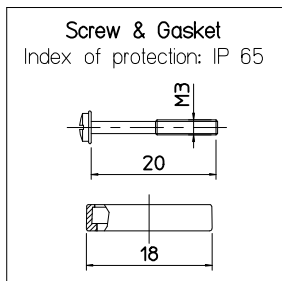
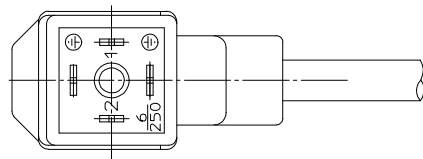


Over	Up to and including	Tolerance
0	1000	±20
1000	3000	±30
3000	5000	±40
5000	10000	±50
10000	15000	±100
15000	20000	±150
20000		±L/100



PART No MATRIX

G	4	4	0	B	0	X	X	X	X	X	X	X
G=Micro (9,4mm contact spacing)	4=N/C	4=4 Pole	0B0=Standard Wiring LED/VDR/24 Volts			Cable type			M=Metres F=Feet	LENGTH / DLUGOSC 020=2 METRES 050=5 METRES 200=20 METRES		H=I/D Carrier Overmoulding color: Blank=Black Y=Yellow A=Grey Coupling Nut Material: Blank=Standard 1=Stainless Steel 5=Delrin 7=Teflon coat

ORIGINAL RELEASE EC NO: IPGZ014-0290 DRWN:MDYSZEWSKA 2013/05/08 CHKD:JMARSZALEK 2013/05/08 APPR:MIWASIECZKO 2013/11/08	QUALITY SYMBOLS	GENERAL TOLERANCES (UNLESS SPECIFIED)	DIMENSION STYLE	SCALE	DESIGN UNITS	THIRD ANGLE PROJECTION
	DESCRIPTION	mm INCH	MM ONLY	---	METRIC	
	REV	4 PLACES ± --- ± ---	DRAWN BY DATE	TITLE		
		3 PLACES ± --- ± ---	MDYSZEWSKA 2013/05/08	G440B0XXXX + M8		
	2 PLACES ± --- ± ---	CHECKED BY DATE	DOCUMENT NO.			
	1 PLACE ± --- ± ---	JMARSZALEK 2013/05/08	SD-121036-007			
	0 PLACE ± --- ± ---	APPROVED BY DATE	SHEET NO.			
	ANGULAR ± --- °	MIWASIECZKO 2013/11/08	1 OF 1			
	DRAFT WHERE APPLICABLE MUST REMAIN WITHIN DIMENSIONS	MATERIAL NO.	THIS DRAWING CONTAINS INFORMATION THAT IS PROPRIETARY TO MOLEX INCORPORATED AND SHOULD NOT BE USED WITHOUT WRITTEN PERMISSION			
		MATRIX P/N				