

Contact insert - HC-B24-I-TPT-F - 1423022

Please be informed that the data shown in this PDF Document is generated from our Online Catalog. Please find the complete data in the user's documentation. Our General Terms of Use for Downloads are valid (<http://phoenixcontact.com/download>)




Contact insert, number of positions: 24+PE, size: B24, number of connections per position: 2, Socket, Push-in connection, 500 V, 10 A, 0.25 mm² ... 1.5 mm², application: Power

Your advantages

- For fast coding with plastic profile
- Conductor connection without tools
- Significant time savings during conductor connection



Key Commercial Data

Packing unit	1 pc
GTIN	 4 055626 322759
GTIN	4055626322759

Technical data

General

Note	For HEAVYCON housing B24 and B48
	Connectors may be operated only when there is no load/voltage.
	For solid conductors or stranded conductors with ferrules
Connection method	Push-in connection
Number of connections per position	2
Degree of pollution	3
Overvoltage category	III
Number of positions	24+PE
Insertion/withdrawal cycles	≥ 500
Size	B24
Contact numbering	1 - 24
Conductor cross section	0.25 mm ² ... 1.5 mm ² (with ferrule)
Connection cross section AWG	24 ... 16 (with ferrule)

Contact insert - HC-B24-I-TPT-F - 1423022

Technical data

General

Stripping length of the individual wire	8 mm ±1 mm
Assembly instructions	To ensure correct use, installation in housing with IP54 protection or better is required
Connection	Connectors may only be actuated when there is no load/voltage.

Ambient conditions

Ambient temperature (operation)	-40 °C ... 125 °C
---------------------------------	-------------------

Material data

Contact material	Copper alloy
Contact surface material	Ag
Contact carrier material	PC

Electrical characteristics

Rated voltage (III/3)	500 V
Rated surge voltage	6 kV
Rated current	10 A

Standards and Regulations

Constructional and testing regulations	DIN EN 61984
	DIN EN 60664
	IEC 60352
Flammability rating according to UL 94	V0

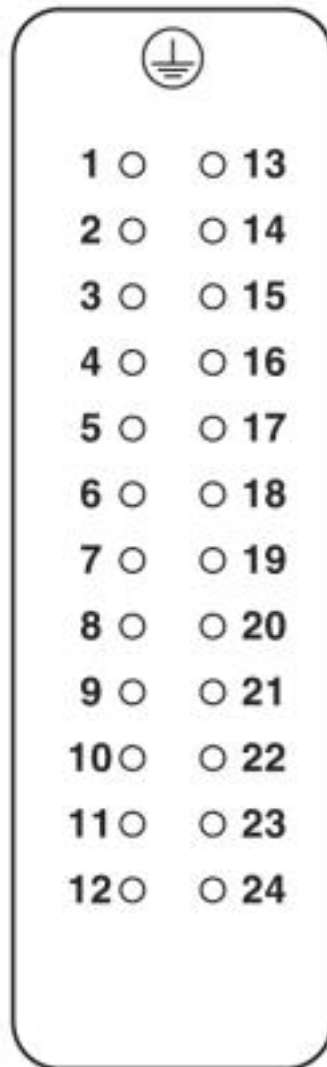
Environmental Product Compliance

China RoHS	Environmentally Friendly Use Period = 50
	For details about hazardous substances go to tab "Downloads", Category "Manufacturer's declaration"

Drawings

Contact insert - HC-B24-I-TPT-F - 1423022

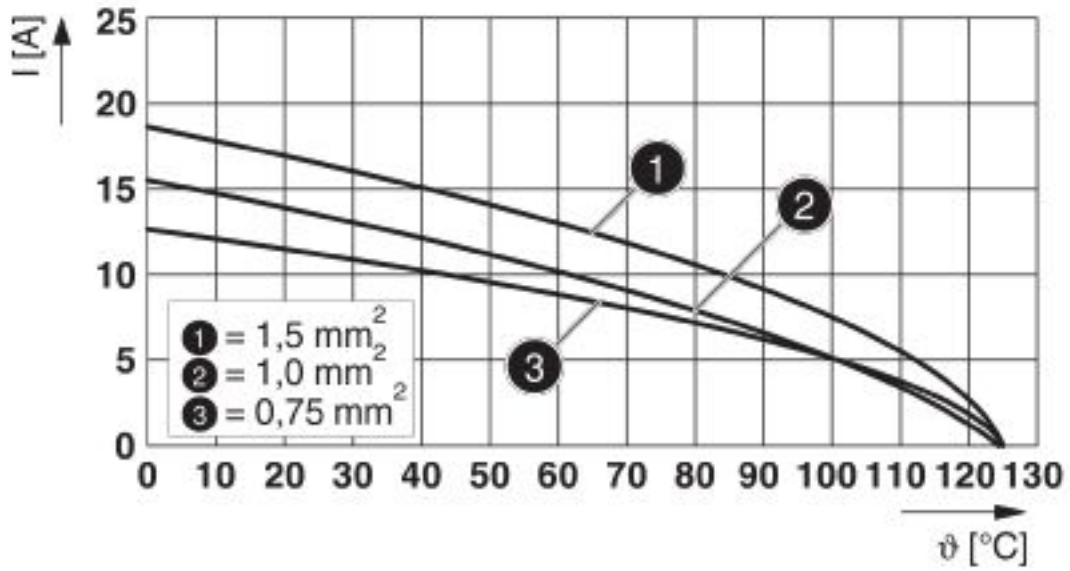
Schematic diagram



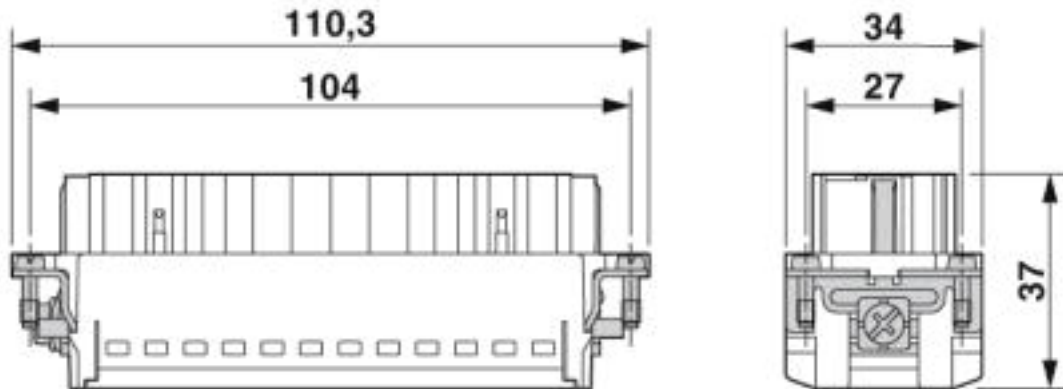
Connector pin assignment, connection side

Contact insert - HC-B24-I-TPT-F - 1423022

Diagram

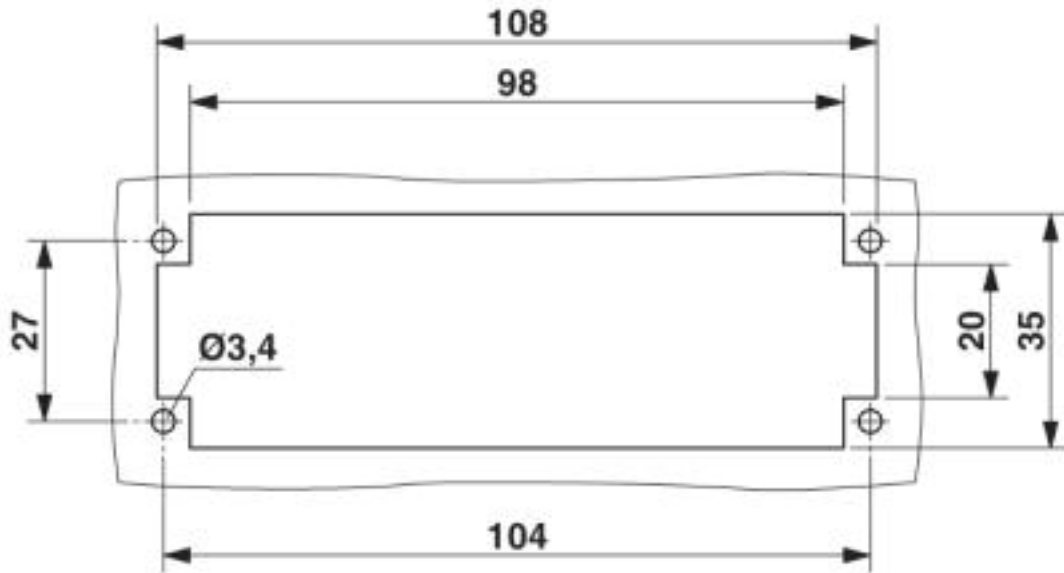


Dimensional drawing



Contact insert - HC-B24-I-TPT-F - 1423022

Dimensional drawing



Mounting cutout when used without housing

Approvals

Approvals

Approvals

CSA / UL Recognized / EAC

Ex Approvals

Approval details

CSA		http://www.csagroup.org/services-industries/product-listing/	13631
Nominal voltage UN	600 V		
Nominal current IN	10 A		
mm ² /AWG/kcmil	16		

Contact insert - HC-B24-I-TPT-F - 1423022

Approvals

UL Recognized		http://database.ul.com/cgi-bin/XYV/template/LISEXT/1FRAME/index.htm	E118976
Nominal voltage UN		600 V	
Nominal current IN		13 A	
mm ² /AWG/kcmil		16	

EAC		EAC-Zulassung
-----	--	---------------

Phoenix Contact 2019 © - all rights reserved
<http://www.phoenixcontact.com>

PHOENIX CONTACT GmbH & Co. KG
Flachsmarktstr. 8
32825 Blomberg
Germany
Tel. +49 5235 300
Fax +49 5235 3 41200
<http://www.phoenixcontact.com>