



# ANATECH ELECTRONICS, INC.

Manufacturer of RF & Microwave Products



## 457-467 MHz Saw Duplexer

P/N: AM457-467SD333

Tx → Ant		Specifications		
Parameters Description	Condition [MHz]	Minimum	Typical	Maximum
Insertion Loss	455.2 ~ 460	-	2.0 dB	2.8 dB
VSWR	455.2 ~ 460	-	1.3	2.1 dB
Absolute Attenuation	0.3 ~ 445	25 dB	27 dB	-
	465.2 ~ 470	30 dB	50 dB	-
	470 ~ 1700.0	15 dB	21 dB	-
	1700.0 ~ 2000.0	10 dB	15 dB	-
Ant → Rx		Specifications		
Parameters Description	Condition [MHz]	Minimum	Typical	Maximum
Insertion Loss	465.2 ~ 470	-	3.3	4.3
VSWR	465.2 ~ 470	-	1.6	2.2
Absolute Attenuation	0.3 ~ 455.2	20 dB	25 dB	-
	455.2 ~ 460	33 dB	50 dB	-
	490 ~ 700	25 dB	29 dB	-
	700.0 ~ 1200.0	20 dB	33 dB	-
	1200.0 ~ 2000.0	25 dB	47 dB	-
Tx → Rx		Specifications		
Parameters Description	Condition [MHz]	Minimum	Typical	Maximum
Isolation	455.2 ~ 460	35 dB	51 dB	-
	465.2 ~ 470	32 dB	53 dB	-
Parameters Description		Minimum	Typical	Maximum
Operation Temperature Range		-30°C	-	+80°C
Storage Temperature Range		-40°C	-	+85°C
Maximum DC Voltage		0 V		
Maximum Input Power		1.0 W > 50000 Hours, CW tone (Ta= +50°C) W		
Input Impedance		50Ω		
Output Impedance		50Ω		
Package type & size		K2		
Length x Width		5.0 x 5.0 mm <sup>2</sup>		
Height		1.8 mm		



# ANATECH ELECTRONICS, INC.

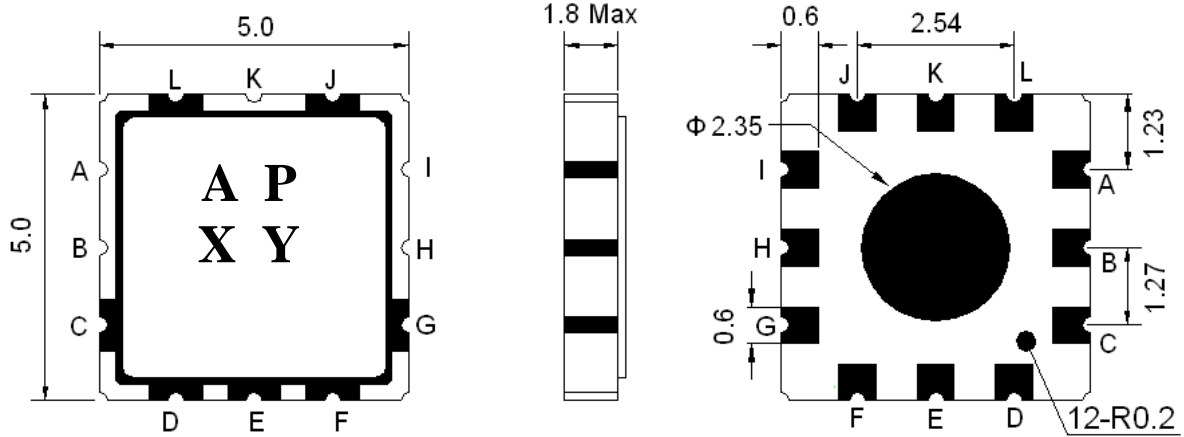
Manufacturer of RF & Microwave Products



## 457-467 MHz Saw Duplexer

P/N: AM457-467SD333

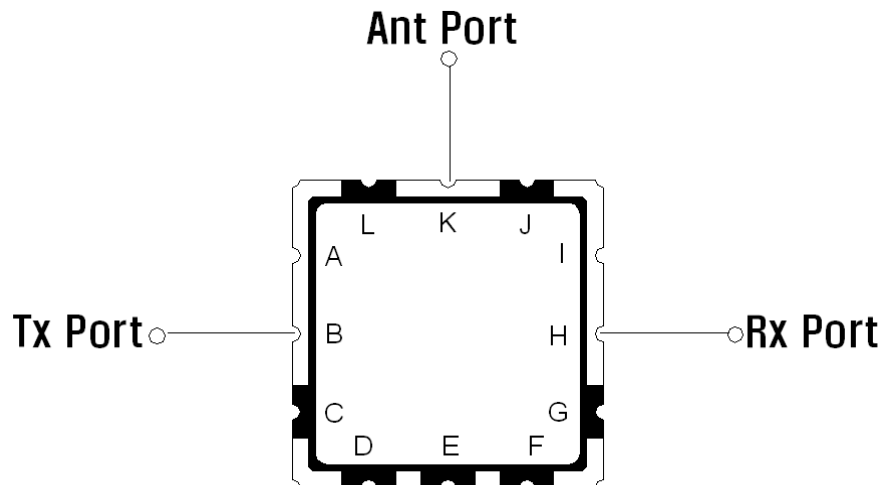
### Package Dimensions:



Marking Descriptions	
A	Application
P	Series Number
X	Date Code(Year)
Y	Date Code(Month)

Pin Description	
A, C, D, E, F, G, I, J, L	Ground
H	Receiver
K	Antenna
B	Transmitter

### Testing Environment:



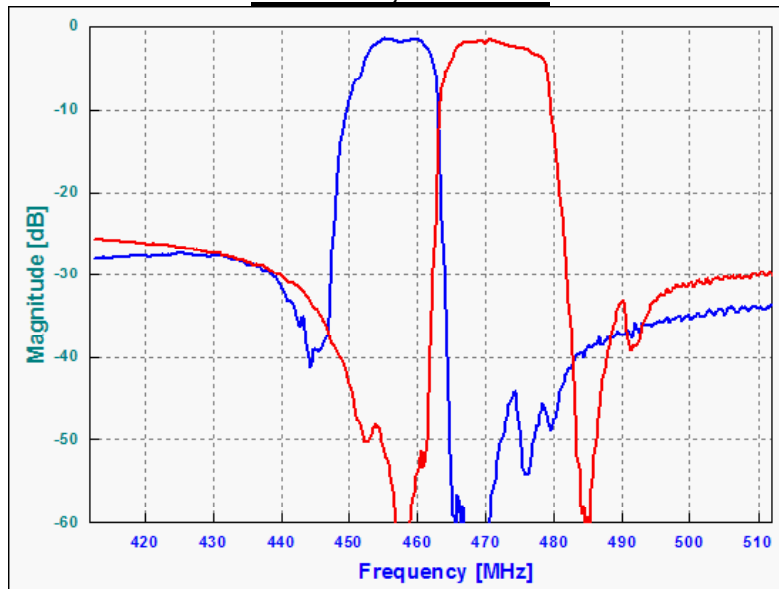


**457-467 MHz Saw Duplexer**

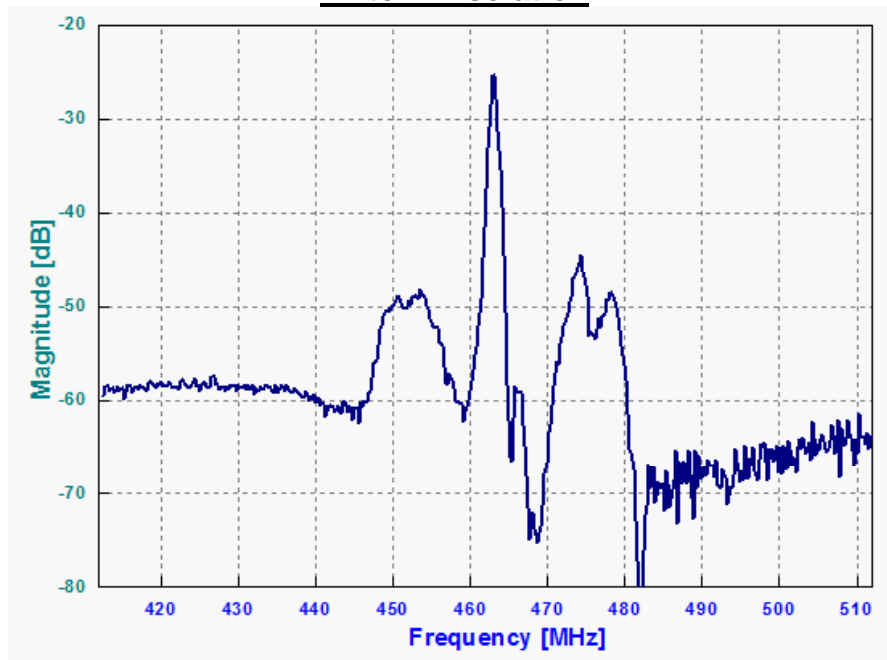
**P/N: AM457-467SD333**

**Frequency Characteristics:**

**Tx to Ant, Ant to Rx**



**Tx to Rx Isolation**





# ANATECH ELECTRONICS, INC.

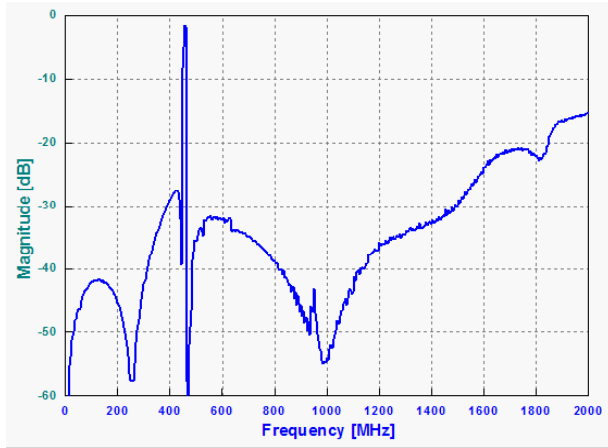
Manufacturer of RF & Microwave Products



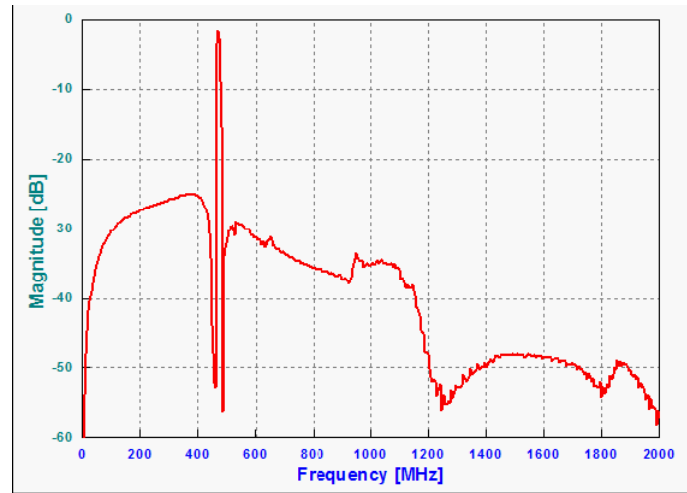
457-467 MHz Saw Duplexer

P/N: AM457-467SD333

Tx to Ant

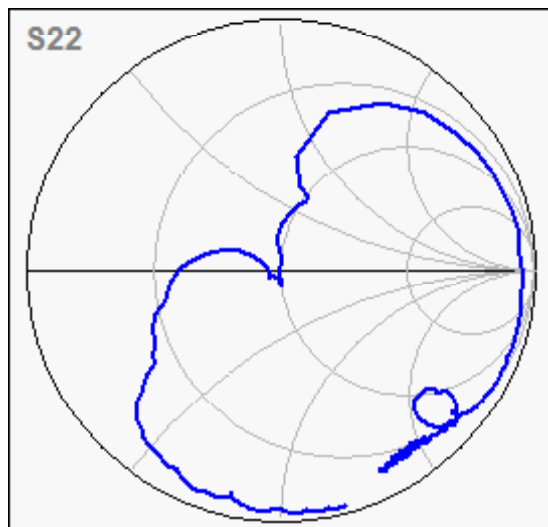


Ant to Rx

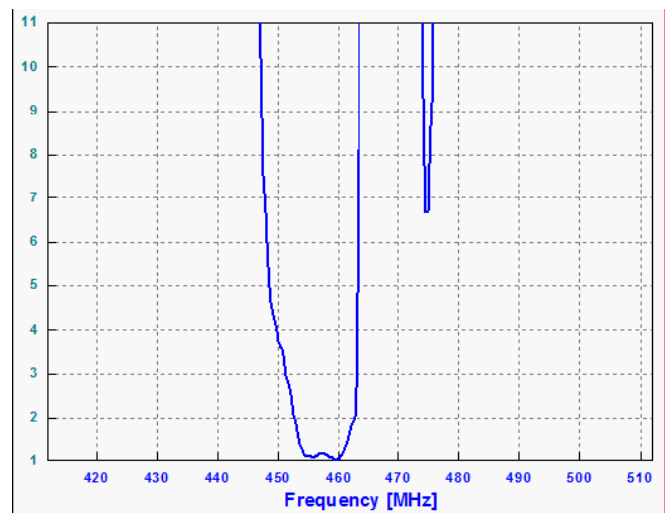


Tx Port

Smith Chart



VSWR



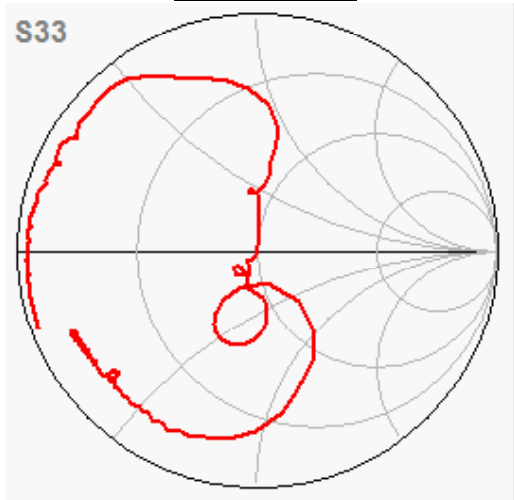


**457-467 MHz Saw Duplexer**

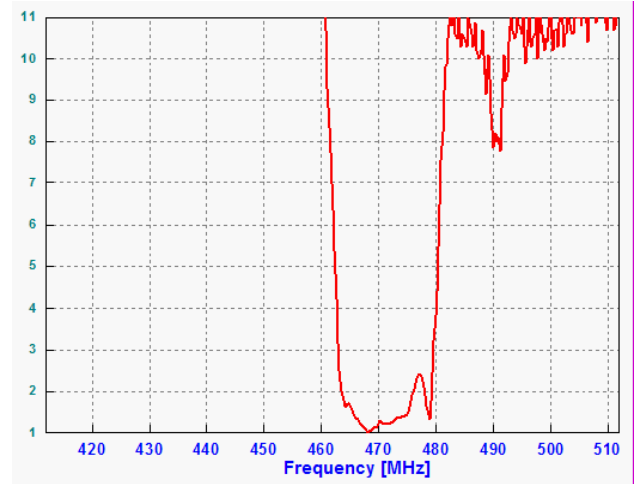
**P/N: AM457-467SD333**

**Rx Port**

**Smith Chart**

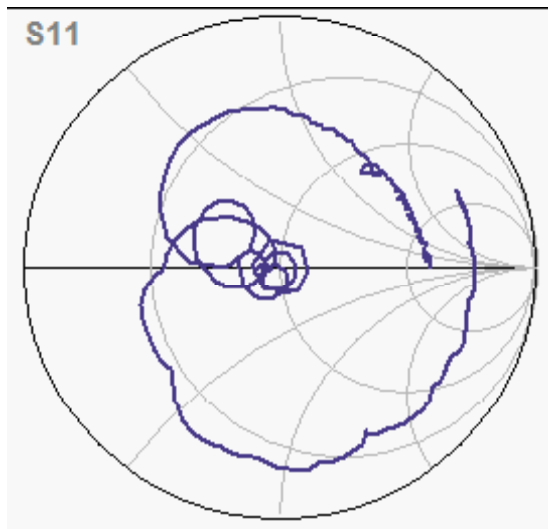


**VSWR**



**Ant Port**

**Smith Chart**



**VSWR**

