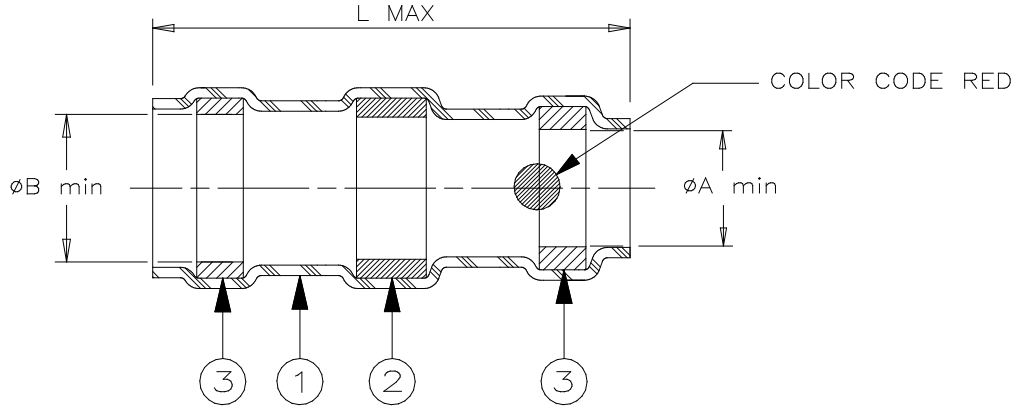


CUSTOMER DRAWING



Product Name	Product Dimensions			Cable Dimensions			
	L max	øA min	øB min	øD max	øE min	J±0.5 (J±0.02)	M±0.5 (M±0.02)
D-108-0033	31.0 (1.220)	8.75 (0.345)	9.75 (0.385)	9.75 (0.385)	5.00 (0.200)	9.5 (0.375)	10.8 (0.425)

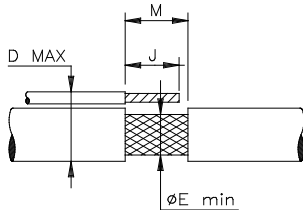
MATERIALS

1. INSULATION SLEEVE: Heat-shrinkable, transparent blue, radiation cross-linked modified polyvinylidene fluoride.
2. SOLDER PREFORM WITH FLUX:
SOLDER: TYPE Sn96 per ANSI-J-STD-006.
FLUX: TYPE ROM1 per ANSI-J-STD-004.
3. MELTABLE RINGS: Thermally stabilized thermoplastic. Color: gray.


APPLICATION

1. This part is designed to provide an environment protected shield termination on cables, rated for 135°C minimum, meeting the dimensional criteria listed, having nickel plated copper shields.
 2. Install using TE Connectivity-approved convection or infrared tools in accordance with Raychem assembly procedure RCPS-100-70.
 3. Assemblies will meet requirements of Raychem specification RT-1404 and National Aerospace Standard NAS-1747.
2. Temperature range: -55°C to +175°C.

For best results, prepare the cable as shown:



TE Connectivity, TE connectivity (logo), Raychem, and SolderSleeve are trademarks

		Raychem THERMOFIT DEVICES		TITLE: SOLDERSLEEVE SHIELD TERMINATOR						
UNLESS OTHERWISE SPECIFIED DIMENSIONS ARE IN MILLIMETERS. INCHES DIMENSIONS ARE BETWEEN BRACKETS.				DOCUMENT NO.: D-108-0033						
TOLERANCES: 0.00 N/A 0.0 N/A 0 N/A		ANGLES: N/A ROUGHNESS IN MICRON		TE Connectivity reserves the right to amend this drawing at any time. Users should evaluate the suitability of the product for their application.		Revision: 4		Issue Date: April 2020		
DRAWN BY: M. FORONDA		DATE: 28-Oct-98		ECO: ECO-20-004960		SCALE: None		SIZE: A		SHEET: 1 of 1

Print Date: 9-Apr-20 If this document is printed it becomes uncontrolled. Check for the latest revision