



Main

Range of Product	Harmony XB4
Product or Component Type	Push-to-test pilot light
Device short name	XB4
Bezel material	Metal

Complementary

Fixing collar material	Metal
Mounting diameter	0.87 in (22 mm)
Sale per indivisible quantity	1
Height	1.65 in (42 mm)
Width	1.18 in (30 mm)
Depth	2.17 in (55 mm)
Net Weight	0.20 lb(US) (0.09 kg)
Resistance to high pressure washer	1015.26 psi (7000000 Pa) 131 °F (55 °C) 0.1 m
Embedding Depth	1.69 in (43 mm)
Shape of signaling unit head	Round
Cap/operator or lens colour	Green
Connections - terminals	Screw clamp terminals, <= 2 x 1.5 mm ² with cable end IEC 60068-2-27 Screw clamp terminals, 1 x 0.22...2 x 2.5 mm ² without cable end IEC 60068-2-27
Tightening torque	7.08...10.62 lbf.in (0.8...1.2 N.m) EN/IEC 60947-1
[Ui] rated insulation voltage	600 V 3)EN 60947-1
[Uimp] rated impulse withstand voltage	6 kV EN 60947-1
Signalling type	Steady
Light source	Integral LED
Light source colour	Green
Current Consumption	18 mA
Service life	1.5 year(s)
Surge withstand	1 kV
[Us] rated supply voltage	24 V AC/DC 50/60 Hz

Environment

Protective treatment	TH
Ambient Air Temperature for Storage	-40...158 °F (-40...70 °C)
Ambient Air Temperature for Operation	-40...158 °F (-40...70 °C)
Overvoltage category	Class II IEC 60536
IP degree of protection	IP66 IEC 60536 IP67 IP69 IP69K
NEMA degree of protection	NEMA 13 IEC 60529 NEMA 4X
IK degree of protection	IK05 IEC 50102

Standards	CSA C22.2 No 14 EN/IEC 60947-1 EN/IEC 60947-5-1 EN/IEC 60947-5-4 GB 14048.5 JIS C8201-5-1 UL 508 JIS C8201-1
Product Certifications	GL CSA BV UL Listed LROS (Lloyds register of shipping) DNV
Vibration resistance	5 gn 12...500 Hz)IEC 60068-2-6
Shock resistance	30 gn 18 ms) half sine wave acceleration IEC 60068-2-6 50 gn 11 ms) half sine wave acceleration IEC 60068-2-6

Ordering and shipping details

Category	22468-PUSHBUTTONS,22MM(METAL) NEW
Discount Schedule	CS2
GTIN	3606489420574
Nbr. of units in pkg.	1
Package weight(Lbs)	3.53 oz (100.0 g)
Returnability	No

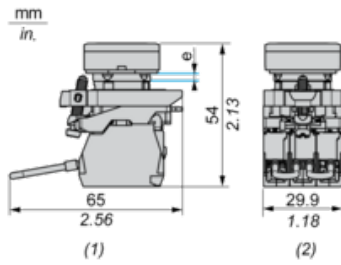
Packing Units

Unit Type of Package 1	PCE
Package 1 Height	3.39 in (8.6 cm)
Package 1 width	1.69 in (4.3 cm)
Package 1 Length	2.05 in (5.2 cm)

Offer Sustainability

REACH Regulation	REACH Declaration
REACH free of SVHC	Yes
EU RoHS Directive	Compliant EU RoHS Declaration
Mercury free	Yes
RoHS exemption information	Yes
China RoHS Regulation	China RoHS Declaration
WEEE	The product must be disposed on European Union markets following specific waste collection and never end up in rubbish bins.

Dimensions

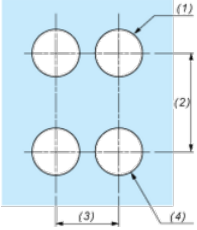
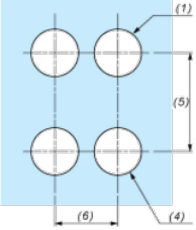


e: Panel thickness: 1 mm to 6 mm / 0.04 in. to 0.24 in

(1) Side view

(2) Top view

Panel Cut-out for Pushbuttons, Switches and Pilot Lights (Finished Holes, Ready for Installation)

Connection by Screw Clamp Terminals	Connection by Faston Connectors
	
<p>(1) Diameter on finished panel or support</p> <p>(2) 40 mm min. / 1.57 in. min.</p> <p>(3) 30 mm min. / 1.18 in. min.</p> <p>(4) $\varnothing 22.5 \text{ mm} / 0.89 \text{ in. recommended } (\varnothing 22.3 \text{ mm }_0^{+0.4} / 0.88 \text{ in. }_0^{+0.016})$</p> <p>(5) 45 mm min. / 1.78 in. min.</p> <p>(6) 32 mm min. / 1.26 in. min.</p>	