

# LC6

## High Power Resonant Capacitors



### FEATURES

High AC Voltage - High Current

### APPLICATIONS

Induction Heating - Tank Circuits

KVAR	600
CAPACITANCE TOLERANCE	+/-10%
MAXIMUM CORE TEMPERATURE	+85°C
SURFACE TEMPERATURE	+45°C (Above 45°C the KVAR rating must be de-rated by 2.25%/°C)
CONSTRUCTION	Self-healing
SELF INDUCTANCE	< 5 nH
DIELECTRIC	Polypropylene
FLAME RETARDANT	UL94V0

### Standard Part Listing

Capacitance (µF)	VAC	IC PART number	Maximum RMS current (A)	MAX power kvar	Frequency range (kHz)	ESR (mΩ) 100kHz, +25°C	Dimensions (mm)			Terminal Style
							B	H	L	
0.33	1000	334LC6102K5PM8	600	600	290	1.0	54	100	100	5PM8
0.50	1000	504LC6102K5PM8	700	600	191-260	0.9	54	100	100	5PM8
0.66	1000	664LC6102K5PM8	700	600	145-197	0.8	54	100	100	5PM8
1.33	900	135LC6900K5PM8	950	600	89-180	0.3	54	100	100	5PM8
2.60	700	265LC6700K5PM8	1050	600	76-112	0.3	54	100	100	5PM8
5.00	500	505LC6500K5PM8	1200	600	76	0.2	54	100	100	5PM8

Americas / EU  
 Phone: 1-508-996-8561  
 Email: cdena@cde.com




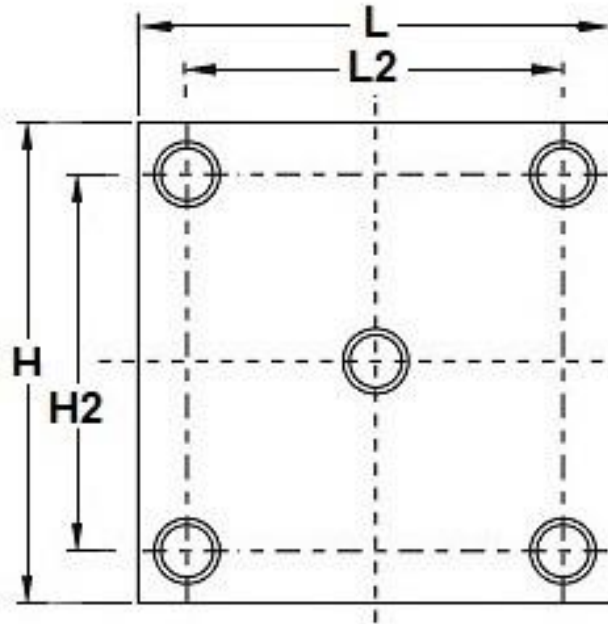
Asia  
 Phone: 852-2793-0931  
 Email: cdeasia@cde.com

# LC6

## High Power Resonant Capacitors



LEAD STYLE: 5PM8



L	H	B	H2	L2
100 $\pm$ 1.0	100 $\pm$ 1.0	54 $\pm$ 0.5	78 $\pm$ 0.5	78 $\pm$ 0.5
Mounting Holes: M8 Tap				
Tightening torque: 20Nm MAX				

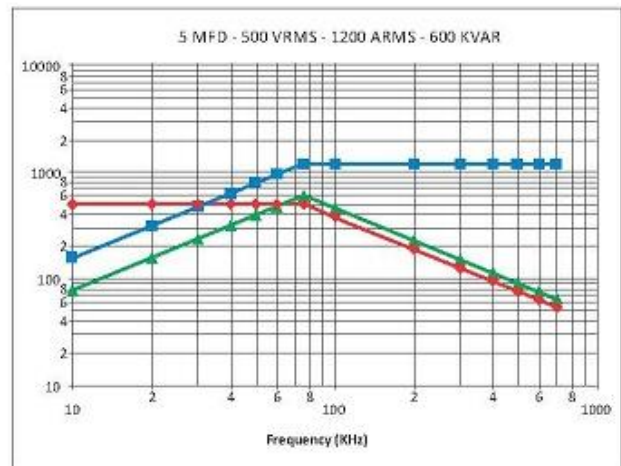
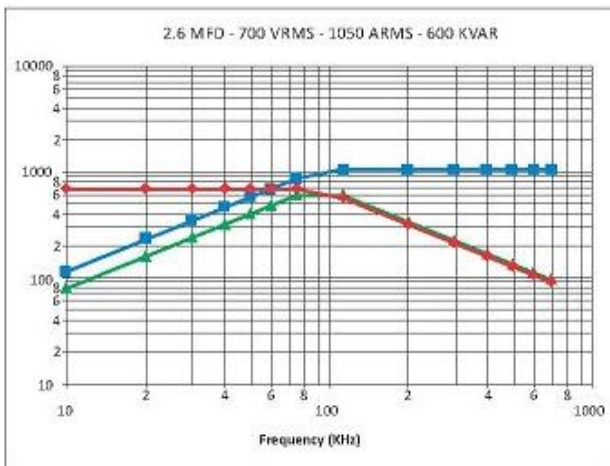
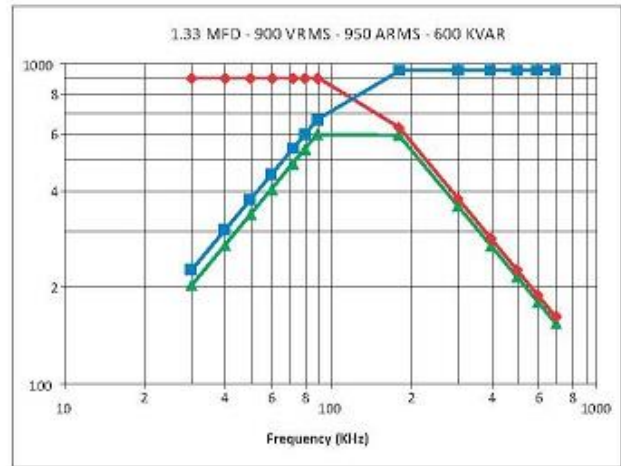
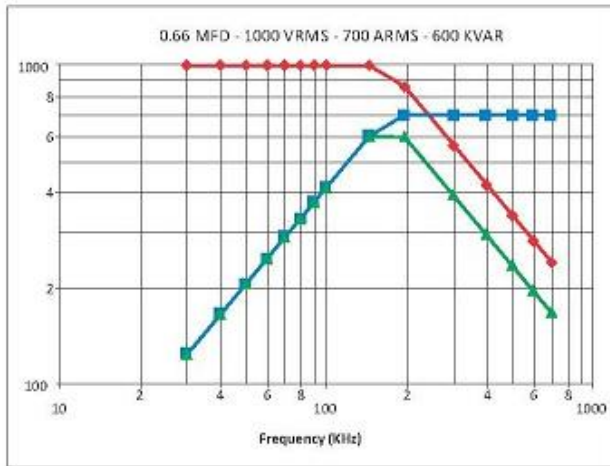
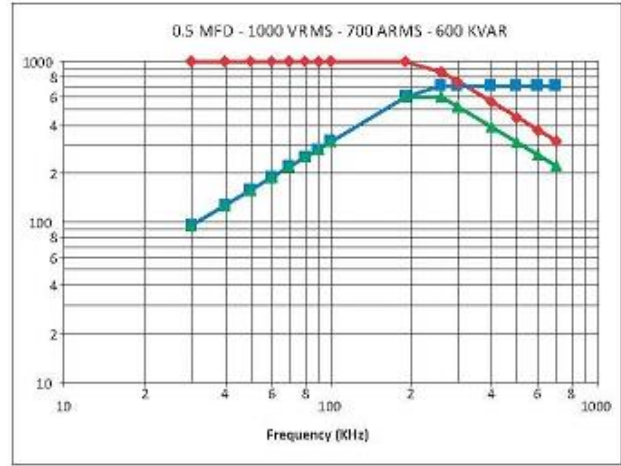
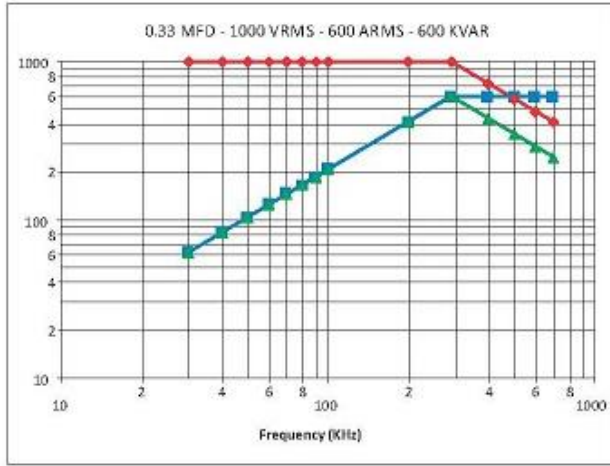
# LC6

## High Power Resonant Capacitors



### Frequency Derating

—●— Voltage    —■— Current    —▲— Power



Americas / EU  
Phone: 1-508-996-8561  
Email: cdena@cde.com



Asia  
Phone: 852-2793-0931  
Email: cdeasia@cde.com