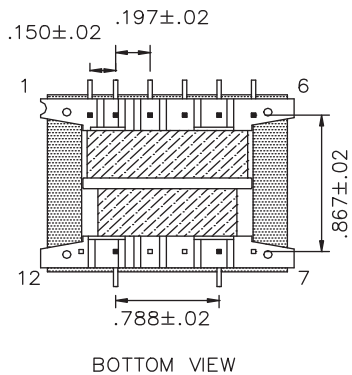
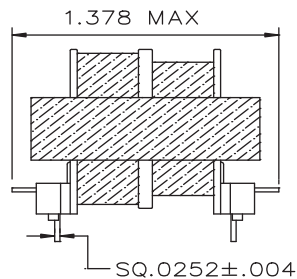
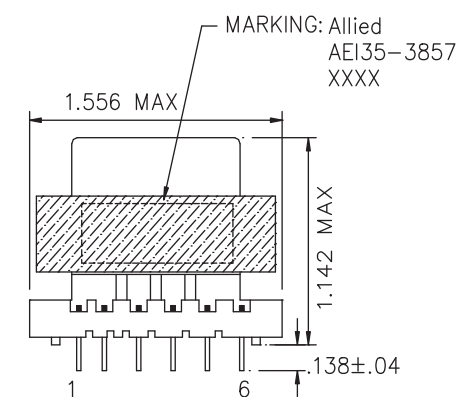




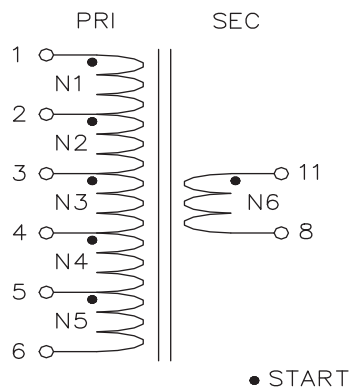
- EI35 Through Hole Design
- Primary Taps: 120V, 208V, 240V, 277V, 347V
- 60Hz Operation
- 130° Rated

MECHANICAL

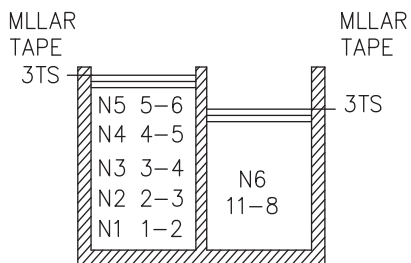
DIMENSION:UNIT: inch



SCHEMATIC:



WINDING:



NOTE:
1.PIN 7,9,10,12 CUT OFF.
2.CORE FIX TAPE 2TS.