



1920-1980 MHz / 2110-2170 MHz Ceramic Duplexer



ANATECH ELECTRONICS INC
RF & Microwave Filters & Products

Part Number: AM1900D325

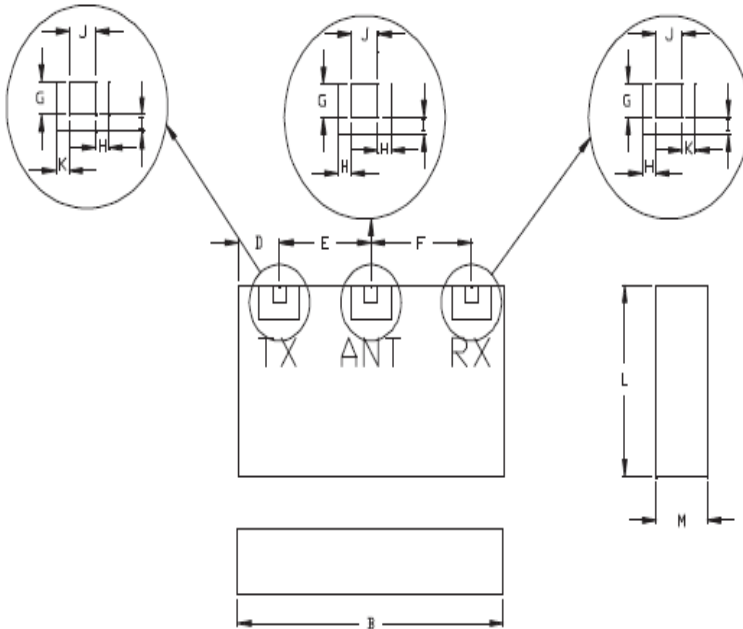
<u>Characteristics</u>	<u>Band 1</u>	<u>Band 2</u>
Passband:	1920-1980 MHz	2110-2170 MHz
Bandwidth:	60 MHz	60 MHz
Passband Return Loss:	10.5 dB min	10.5 dB min
Passband Insertion Loss:	1.5 dB max	2.0 dB max
Passband Ripple:	0.5 dB max	0.6 dB max
Input / Output Impedance:	50 Ohms	50 Ohms
Isolation:	51 dB min	46 dB min
Power Handling:	2 W max	2 W max

<u>Mechanical</u>	
Mounting Method:	SMT
Dimensions:	9.93 x 5.45 x 1.90 mm

<u>Environmental</u>	
Operating Temperature:	-40 to +70 deg.C
Storage Temperature:	-50 to +90 deg.C

This product is RoHs compliant.

Outline Drawing:



Dim	Nominal (mm)	Tolerance (mm) +/- or max
B	9.93	max
D	1.30	0.13
E	3.48	0.13
F	3.76	0.13
G	0.76	0.13
H	0.64	0.13
I	0.64	0.13
J	0.76	0.13
K	0.51	0.13
L	5.45	max
M	1.90	max

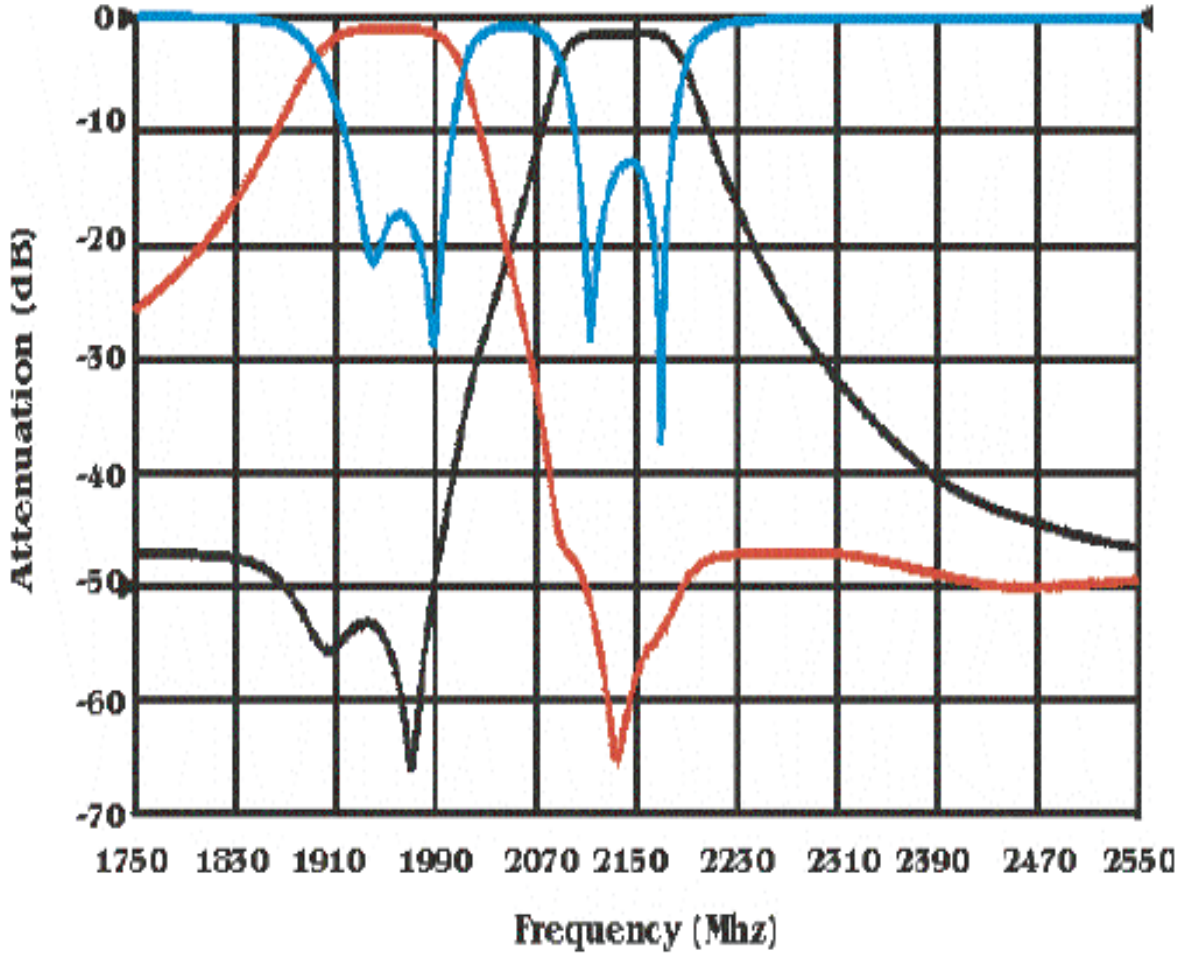


ANATECH ELECTRONICS INC
RF & Microwave Filters & Products

1920-1980 MHz / 2110-2170 MHz
Ceramic Duplexer
Part Number: AM1900D325

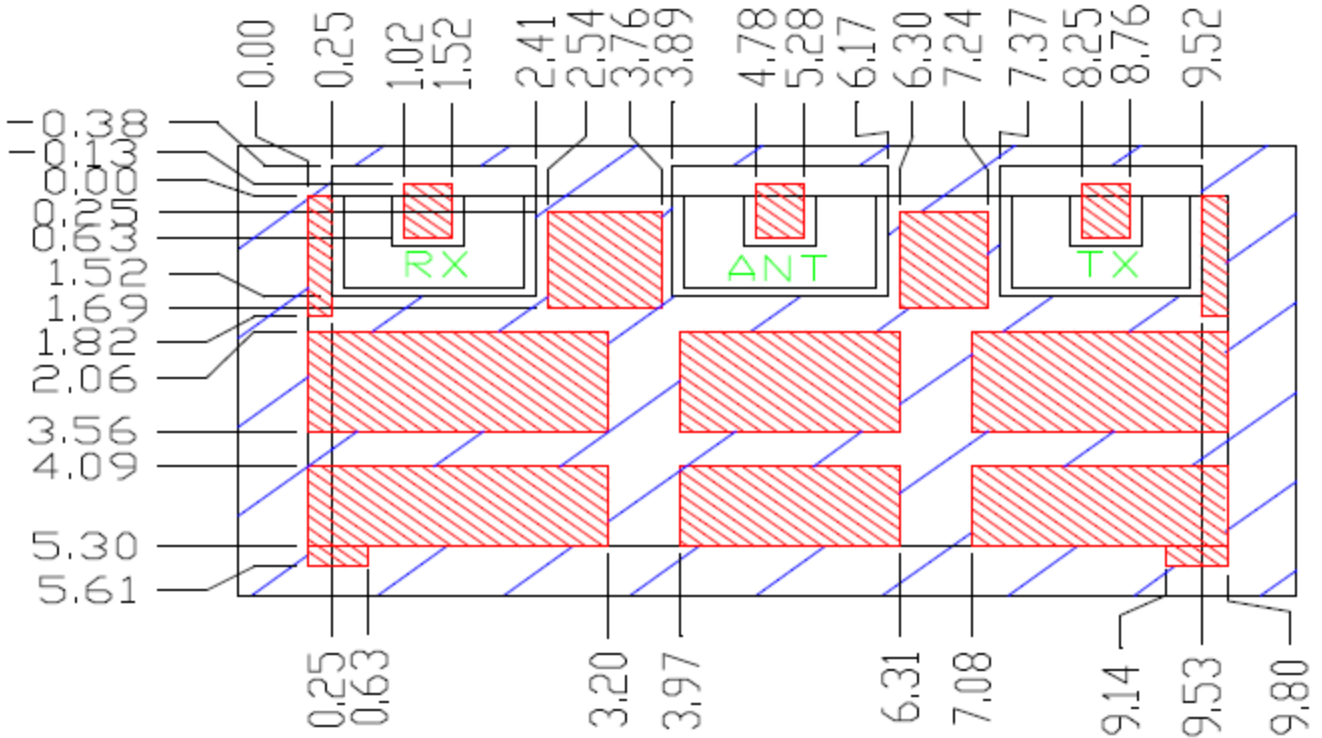





Response Plot:





PCB Layout:



- Filter Outline
-  Exposed Conductor
-  Solder Resist Over Dielectric
-  Solder Resist Over Conductor



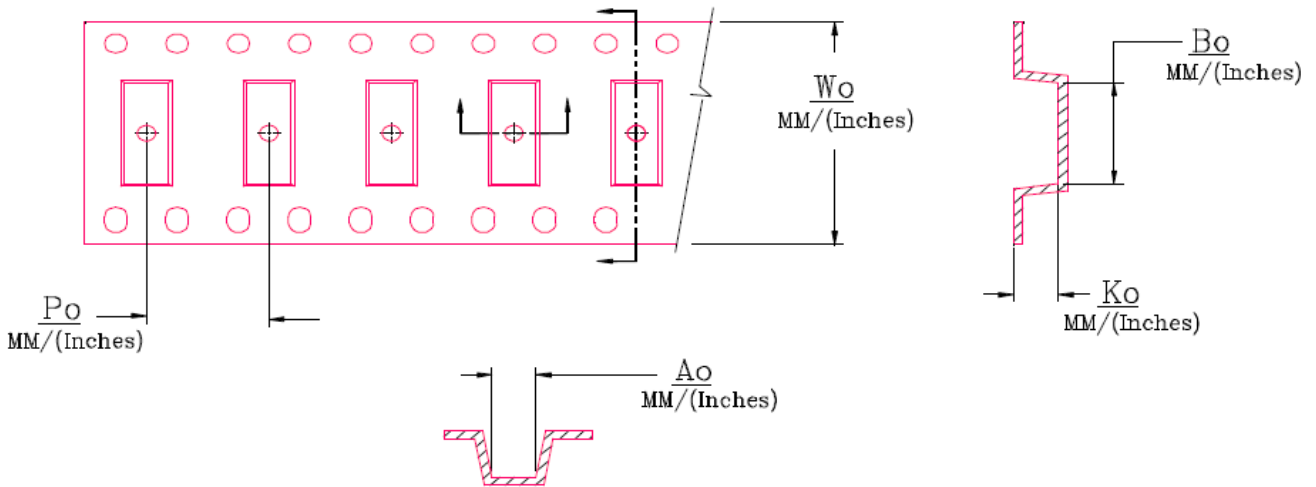
ANATECH ELECTRONICS INC
RF & Microwave Filters & Products

1920-1980 MHz / 2110-2170 MHz
Ceramic Duplexer
Part Number: AM1900D325



Packaging Information:

DIMENSION	UNITS	SPECIFICATION
REEL DIAMETER	mm	330
REEL WEIGHT	kg	1.73
REEL QUANTITY	ea.	1000



W_o	A_o	B_o	K_o	P_o
Inches/mm	Inches/mm	Inches/mm	Inches/mm	Inches/mm
0.945" / 24.0	0.238" / 6.05	0.415" / 10.54	0.090" / 2.29	0.315" / 8.0