

## Sensor/actuator cable - SAC-3P-MR/0,5-542/ FSSH SCO BK - 1406259


Please be informed that the data shown in this PDF Document is generated from our Online Catalog. Please find the complete data in the user's documentation. Our General Terms of Use for Downloads are valid (<http://phoenixcontact.com/download>)



Sensor/actuator cable, 3-position, PVC, yellow, shielded, Plug angled M12 SPEEDCON, A-coded, on Socket straight M12 SPEEDCON, A-coded, cable length: 0.5 m



### Key Commercial Data

|                        |   |
|------------------------|---|
| Packing unit           | 1 pc  |
| Minimum order quantity | 50 pc   |
| GTIN                   | <br>4 046356 797931 |
| GTIN                   | 4046356797931   |

### Technical data

#### Dimensions

|                 |       |
|-----------------|-------|
| Length of cable | 0.5 m |
|-----------------|-------|

#### Ambient conditions

|                                 |                                  |
|---------------------------------|----------------------------------|
| Ambient temperature (operation) | -25 °C ... 90 °C (Plug / socket) |
| Degree of protection            | IP65/IP67                        |

#### General

|                              |                               |
|------------------------------|-------------------------------|
| Rated current at 40°C        | 4 A                           |
| Rated voltage                | 48 V AC<br>60 V DC            |
| Number of positions          | 3                             |
| Insulation resistance        | ≥ 100 MΩ                      |
| Coding                       | A - standard                  |
| Standards/regulations        | M12 connector IEC 61076-2-101 |
| Status display               | No                            |
| Protective circuit/component | unwired                       |
| Overvoltage category         | II                            |
| Degree of pollution          | 3                             |

# Sensor/actuator cable - SAC-3P-MR/0,5-542/ FSSH SCO BK - 1406259

## Technical data

### General

|                             |                        |
|-----------------------------|------------------------|
| Insertion/withdrawal cycles | ≥ 100                  |
| Torque                      | 0.4 Nm (M12 connector) |

### Material

|  |   |
|--|---|
| Flammability rating according to UL 94 | HB  |
| Contact material                       | CuSn  |
| Contact surface material               | Ni/Au                                       |
| Contact carrier material               | TPU GF                                      |
| Material of grip body                  | TPU, hardly inflammable, self-extinguishing |
| Material, knurls                       | Zinc die-cast, nickel-plated                |
| Sealing material                       | NBR   |

### Standards and Regulations

|  |                 |
|--|-----------------|
| Standard designation                   | M12 connector   |
| Standards/regulations                  | IEC 61076-2-101 |
| Flammability rating according to UL 94 | HB              |

### Cable

|   |   |
|---|---|
| Cable type                                    | PVC yellow 105 °C                             |
| Cable type (abbreviation)                     | 542   |
| UL AWM style                                  | 2517 (105 °C / 300 V)                         |
| AWG signal line                               | 22  |
| Conductor structure signal line               | 30x 1.30 mm                                   |
| Core diameter including insulation            | 1.27 mm ±0.03 mm                              |
| Wire colors                                   | brown, blue, black                            |
| Overall twist                                 | 3 wires, twisted                              |
| Shielding                                     | Tinned copper braided shield                  |
| Optical shield covering                       | 85 %  |
| External sheath, color                        | yellow  |
| External cable diameter D                     | 5.2 mm ±0.2 mm                                |
| Minimum bending radius, flexible installation | 12 x D  |
| Cable weight                                  | 40 kg/km                                      |
| Outer sheath, material                        | PVC   |
| Material conductor insulation                 | PVC   |
| Conductor material                            | Tin-plated Cu litz wires                      |
| Insulation resistance                         | ≥ (550 M Ohms/m @ 500V)                       |
| Conductor resistance                          | max. 50.5 Ω/km (20 °C)                        |
| Nominal voltage, cable                        | 300 V   |
| Special properties                            | UL standards PLTC and ITC                     |
| Flame resistance                              | FT4   |
| Other resistance                              | UV resistant                                  |
| Ambient temperature (operation)               | -30 °C ... 105 °C (cable, fixed installation) |

# Sensor/actuator cable - SAC-3P-MR/0,5-542/ FSSH SCO BK - 1406259

## Technical data

### Cable

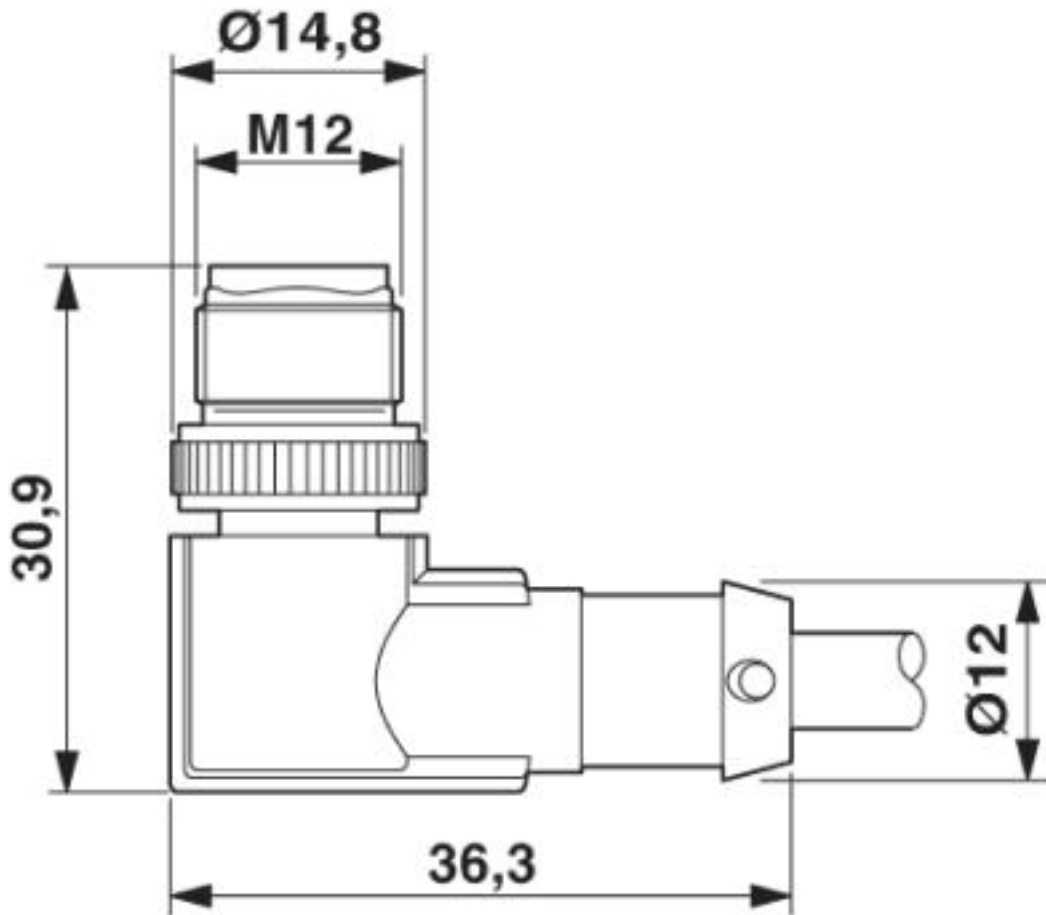
|  |   |
|--|---|
|  | -5 °C ... 105 °C (cable, flexible installation) |
|--|---|

### Environmental Product Compliance

|            |   |
|------------|---|
| China RoHS | Environmentally Friendly Use Period = 50  |
|            | For details about hazardous substances go to tab "Downloads", Category "Manufacturer's declaration" |

## Drawings

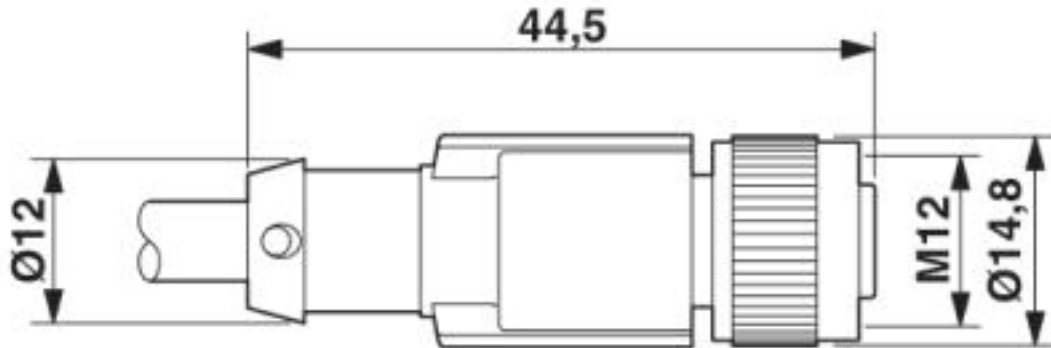
Dimensional drawing



M12 x 1 male plug, angled, shielded

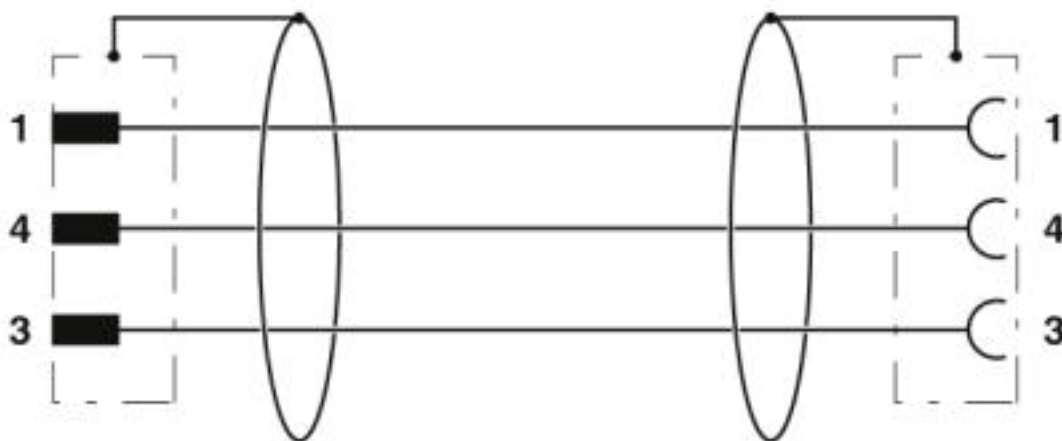
# Sensor/actuator cable - SAC-3P-MR/0,5-542/ FSSH SCO BK - 1406259

Dimensional drawing



M12 x 1 socket, straight, shielded

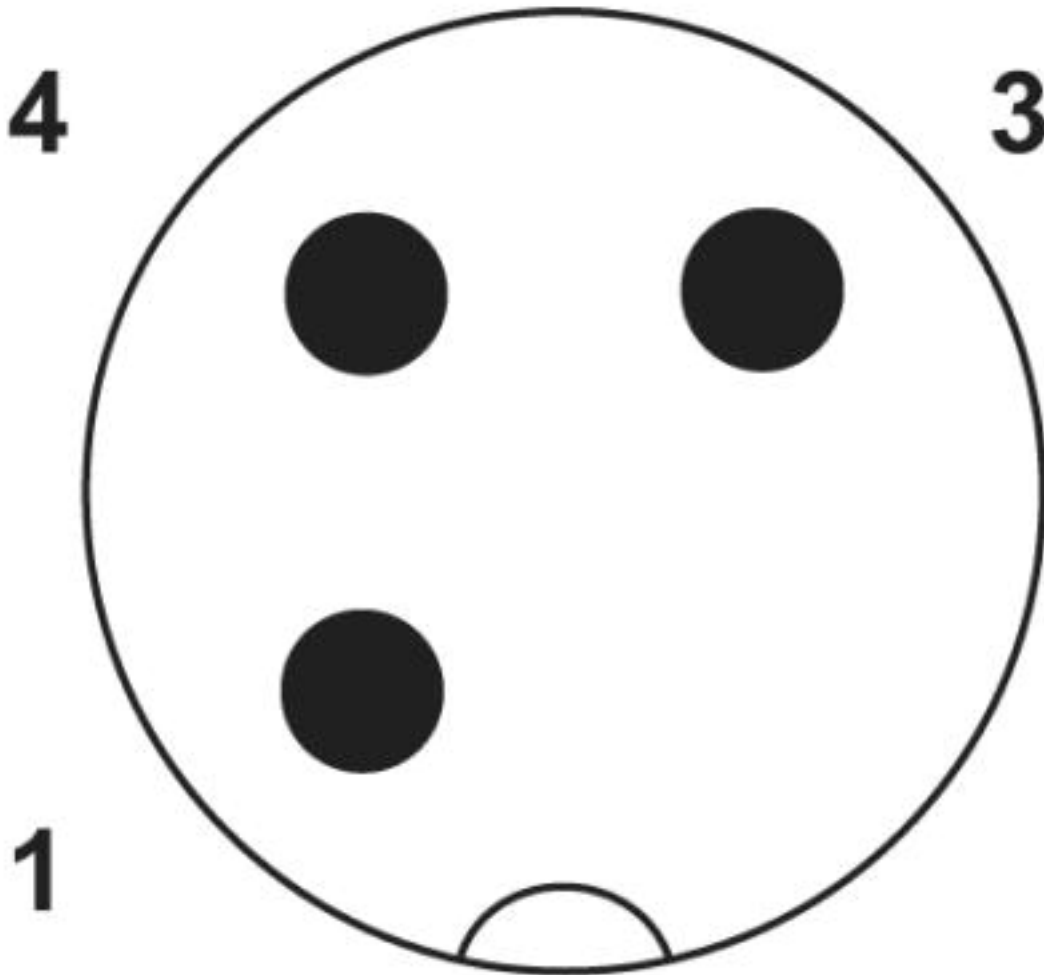
Circuit diagram



Contact assignment of M8 plugs / M12 sockets

# Sensor/actuator cable - SAC-3P-MR/0,5-542/ FSSH SCO BK - 1406259

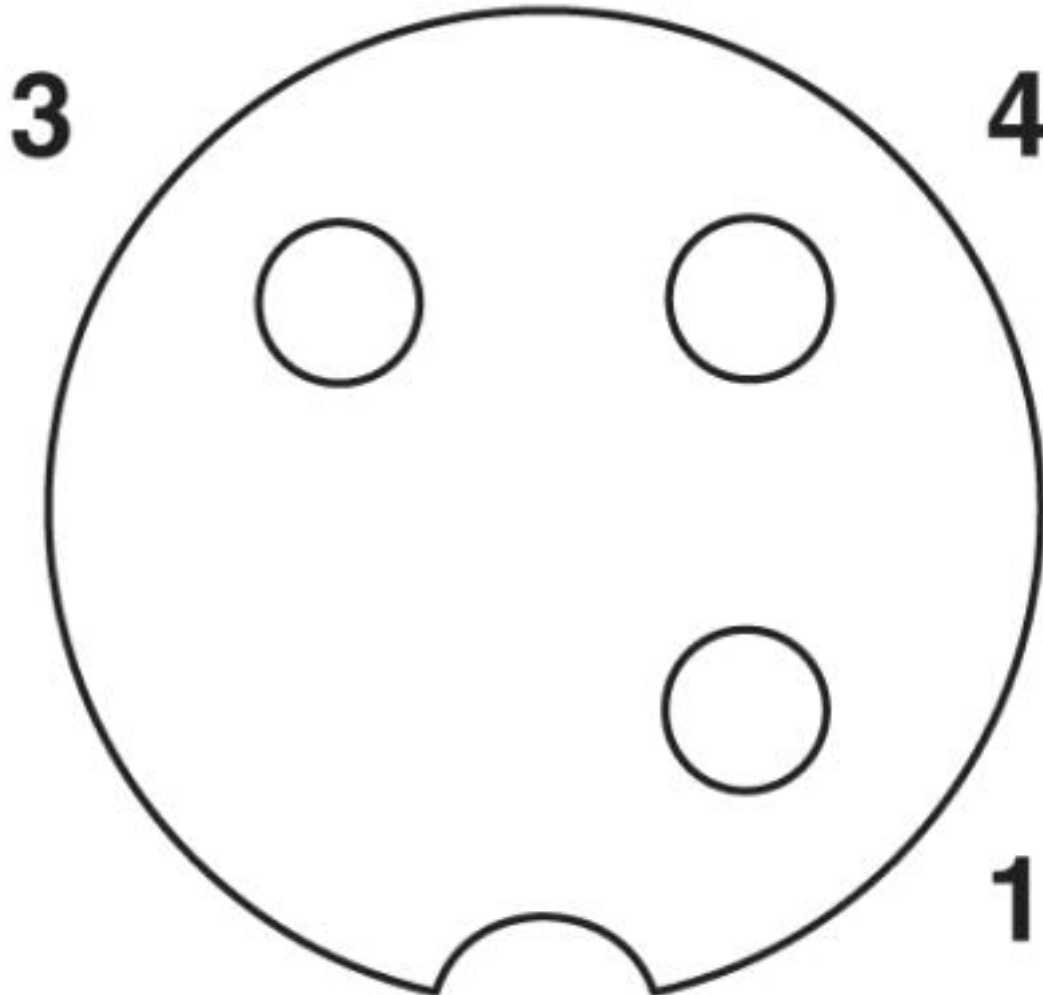
Schematic diagram



Pin assignment M12 plug, 3-pos., A-coded, view male side

# Sensor/actuator cable - SAC-3P-MR/0,5-542/ FSSH SCO BK - 1406259


Schematic diagram



Pin assignment M12 socket, 3-pos., A-coded, view female side

# Sensor/actuator cable - SAC-3P-MR/0,5-542/ FSSH SCO BK - 1406259

Cable cross section



PVC yellow 105 °C [542]

## Approvals

Approvals

---

Approvals

UL Listed / cUL Listed / EAC / cULus Listed

---

Ex Approvals

---

Approval details

# Sensor/actuator cable - SAC-3P-MR/0,5-542/ FSSH SCO BK - 1406259

## Approvals

|                    |  |   |               |
|--------------------|--|---|---------------|
| UL Listed          |  | <a href="http://database.ul.com/cgi-bin/XYV/template/LISEXT/1FRAME/index.htm">http://database.ul.com/cgi-bin/XYV/template/LISEXT/1FRAME/index.htm</a> | FILE E 221474 |
|                    |  |   |               |
| Nominal voltage UN |  | 300 V   |               |
| Nominal current IN |  | 4 A   |               |

|                    |  |   |               |
|--------------------|--|---|---------------|
| cUL Listed         |  | <a href="http://database.ul.com/cgi-bin/XYV/template/LISEXT/1FRAME/index.htm">http://database.ul.com/cgi-bin/XYV/template/LISEXT/1FRAME/index.htm</a> | FILE E 221474 |
|                    |  |   |               |
| Nominal voltage UN |  | 300 V   |               |
| Nominal current IN |  | 4 A   |               |

|     |  |                          |
|-----|--|--------------------------|
| EAC |  | RU C-<br>DE.BL08.B.00286 |
|-----|--|--------------------------|

|              |  |
|--------------|--|
| cULus Listed |  |
|--------------|--|

Phoenix Contact 2019 © - all rights reserved  
<http://www.phoenixcontact.com>

PHOENIX CONTACT GmbH & Co. KG  
Flachsmarktstr. 8  
32825 Blomberg  
Germany  
Tel. +49 5235 300  
Fax +49 5235 3 41200  
<http://www.phoenixcontact.com>