

Customer Part:

Description

- The IQXT-316-10 uses ASIC technology and is designed to meet the short and medium term stability requirements of packet network synchronisation for Small Cells.
- Model IQXT-316-10
- Model Issue number 2

Frequency Parameters

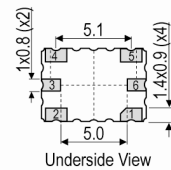
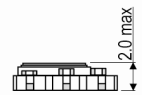
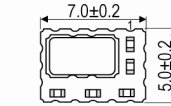
- Frequency 30.720MHz
- Frequency Tolerance $\pm 1.00\text{ppm}$
- Tolerance Condition @ 25°C $\pm 1^\circ\text{C}$ & VC=1.5V
- Frequency Stability $\pm 0.05\text{ppm}$
- Operating Temperature Range 0.00 to 55.00°C
- Ageing (@ 25°C):
 - ±5ppb typ per day (±20ppb max per day)
 - ±1.5ppm max in 1st year
 - ±4ppm max over 10yrs
- Temperature Rate of Change (maximum rate of change of temperature condition for guaranteed stability specifications): 1°C/min max
- Frequency Slope $\Delta F/\Delta T$ (in still air): $\pm 20\text{ppb}/^\circ\text{C}$ max
- Root Allan Variance (@ 25°C, $\tau=1\text{sec}$): 1ppb max
- Acceleration Sensitivity (gamma vector of all 3 axes from 30 to 1500Hz): Typically 2ppb/G max
- Supply Voltage Variation ($\pm 2\%$ change @ 25°C, measurement referenced to frequency observed @ nominal Vs): $\pm 10\text{ppb}$ typ
- Load Variation ($\pm 2\%$ change @ 25°C, measurement referenced to frequency observed @ nominal load): $\pm 10\text{ppb}$ typ
- Reflow Variation (pre to post reflow ΔF , measured after 1hr recovery @ 25°C): $\pm 1\text{ppm}$ max
- Note: The characteristics of the oscillator may be temporarily affected by the processes of assembly and soldering. The in-service short term frequency stability specification applies after 48hrs continuous operation and after the first excursion over the temperature range. Nominal conditions apply unless otherwise stated.

Electrical Parameters

- Supply Voltage 3.3V $\pm 5\%$
- Current Draw 7.000mA
- Absolute Maximum Ratings:
 - Supply Voltage (Vs): -0.5V to 7V
 - Control Voltage (VC): -0.5V to 9V
 - All other inputs: -0.5V to Vs+0.5V
 - Power Dissipation: 100mW max
 - Junction Temperature: 150°C max
 - Note: Operating beyond these limits may result in change or permanent damage to the oscillator.

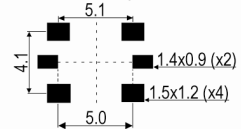
Frequency Adjustment

- Pulling $\pm 5\text{ppm}$ min
- Control Voltage 1.5V $\pm 1.0\text{V}$
- Input Impedance 100k Ω min
- Linearity: 1% max
- Frequency Tuning Slope: +7.5ppm/V typ
- Modulation Bandwidth: 1Hz min
- Note: Pulling referenced to frequency @ VC=1.5V.

Outline (mm)

Pad Connections

1. Voltage Control
2. GND
3. Do not connect
4. Output
5. +Vs
6. Enable/Disable

Note: the area between the pads is a keep-out area, no tracks or ground plane allowed in any layer.

Solder Pad Layout

Sales Office Contact Details:

UK: +44 (0)1460 270200

France: 0800 901 383

 Email: info@iqdfrequencyproducts.com

Germany: 0800 1808 443

USA: +1.760.318.2824

 Web: www.iqdfrequencyproducts.com

Customer Part:**Output Details**

- Output Compatibility HCMOS
- Drive Capability 15pF
- Rise and Fall Time 8.0ns max
- Duty Cycle 45/55%
- Output Voltage Levels:
Output Low (VoL): 10%Vs max
Output High (VoH): 90%Vs min
- Start Up Time (amplitude within 90% of specified output level):
15ms max

Output Control

- Tri-State Mode:
Logic '0' (20%Vs max) to pad 6 disables the oscillator output, the output goes to a high impedance state.
Logic '1' (60%Vs min) or no connection to pad 6 enables the oscillator output.
Note: The tri-state control (enable) input pad has an internal 100kΩ pull up resistor which allows it to be left unconnected if not used. When in tri-state mode, the output stage is disabled, but the oscillator and compensation circuit are still active (Current Consumption: 2mA typ).
- Output Enable Time: 100μs max

Noise Parameters

- Phase Noise @ 25°C (typ):
-65dBc/Hz @ 1Hz
-92dBc/Hz @ 10Hz
-120dBc/Hz @ 100Hz
-139dBc/Hz @ 1kHz
-149dBc/Hz @ 10kHz
-151dBc/Hz @ 100kHz
-152dBc/Hz @ 1MHz
- RMS Phase Jitter @ 25°C (12kHz to 5MHz): 0.38ps typ

Environmental Parameters

- Low Temperature Storage: IEC 60068-2-01, Test Ab: 1000hrs @ -55°C.
- High Temperature Storage: IEC 60068-2-02, Test Bb: 1000hrs @ 150°C.
- Mechanical Shock: JESD22-B104: 1500G, 0.5ms duration, 5 pulses in each of 6 directions.
- Vibration: JESD22-B103: 20G peak acceleration for 4hrs in each of the 3 orientations, tested from 60-2000Hz, 12hrs total.
- High Temperature Operating Life (HTOL): JESD22-A108: 1008hrs @ 125°C.
- Thermal Cycling: JESD22-A104: 500 temperature cycles, -55 to 125°C.
- Solderability: JESD22-B102, Method 1, Condition E: 245°C for 5secs, (preconditioning: 150°C, 16hrs).
- Resistance to Soldering Heat: IPC/JEDEC J-STD-020: 3 reflow cycles (peak temperature 260°C).
- Humidity: JESD22-A101: After 1008hrs @ 85°C ±2°C, 85% RH non-condensing (preconditioning: 3 reflow cycles @ peak temperature 260°C).
- Ageing: MIL-PRF-55310: 1008hrs @ 85°C (preconditioning: 3 reflow cycles @ peak temperature 260°C).
- RoHS Terminations
- RoHS Reflow Temp 260°C max for 30secs max

Sales Office Contact Details:

UK: +44 (0)1460 270200

France: 0800 901 383

Email: info@iqdfrequencyproducts.com

Germany: 0800 1808 443

USA: +1.760.318.2824

Web: www.iqdfrequencyproducts.com

Customer Part:**Compliance**

- RoHS Status (2015/863/EU) Compliant
- REACH Status Compliant
- MSL Rating (JDEC-STD-033): 1

Packaging Details

- Pack Style: Reel Tape & reel in accordance with EIA-481-D
Pack Size: 500
- *Alternative packing option available*

Sales Office Contact Details:

UK: +44 (0)1460 270200
Germany: 0800 1808 443

France: 0800 901 383
USA: +1.760.318.2824

Email: info@iqdfrequencyproducts.com
Web: www.iqdfrequencyproducts.com