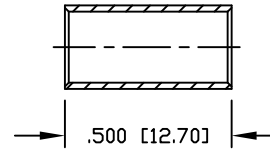
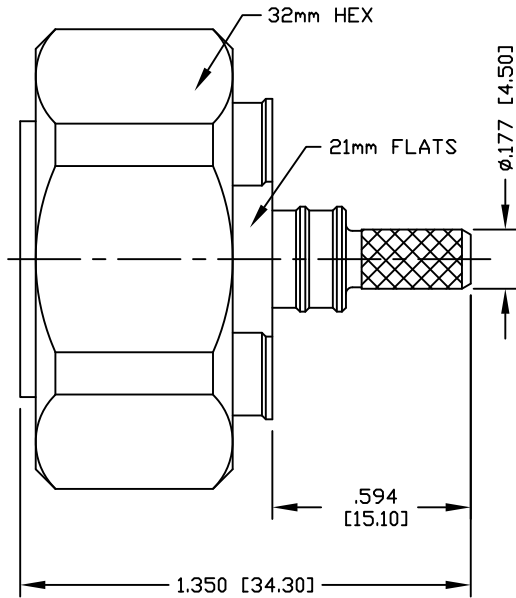
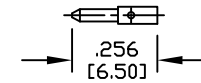


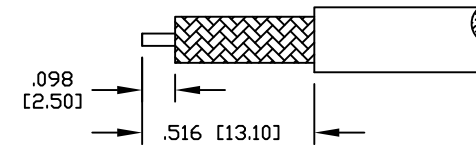
PART NO.		RFD-1602-4C		
REV	DESCRIPTION	DWN	DATE	APPROVED
A	UPDATED STRIPING DIMENSIONS	CZS	10/02/20	JDMc



RECOMMENDED CRIMP DIE: .213"



SOLDER ONLY



RECOMMENDED STRIPPING DIMENSIONS

SPECIFICATIONS:

IMPEDANCE: 50 Ohms
 FREQUENCY RANGE: 0-6 GHz
 VSWR: 1.25 @ 3GHz
 VSWR: 1.35 @ 6GHz
 INSULATION RESISTANCE: 5k M Ohms min.
 TEMPERATURE RANGE: -40°C TO 85°C
 DURABILITY: 500 CYCLES
 FOR RG-58, 58A, 58C, 141, 141A, BELDEN 8240, 9907
 8259, 8262, 9201, 9203, 9310, 9311 & COMM/SCOPE 0268

8	COUPLING NUT	1	BRASS	WHITE BRONZE
7	PIN	1	BRASS	SILVER
6	O-RING	1	RUBBER	RED
5	RETAINING RING	1	SST	PASSIVATED
4	FERRULE	1	COPPER	WHITE BRONZE
3	CONTACT	1	BRASS	SILVER
2	INSULATOR	1	PTFE	NATURAL
1	BODY	1	BRASS	WHITE BRONZE
#	DESCRIPTION	QTY	MATERIAL	FINISH

CUSTOMER OUTLINE DRAWING	
ALL DIMENSIONS ARE REFERENCE ONLY	
UNLESS OTHERWISE SPECIFIED: DIMENSIONS ARE IN INCHES AND [MILLIMETERS]	
DRAWN C. ZUÑIGA	10/02/20
CHECKED	
ORJ DRAWN C. ZUÑIGA	10/16/19

RoHS COMPLIANT

PROPRIETARY AND CONFIDENTIAL

THIS DRAWING CONTAINS INFORMATION PROPRIETARY TO RF INDUSTRIES, ANY UNAUTHORIZED USE OF THIS DRAWING IS EXPRESSLY PROHIBITED WITHOUT WRITTEN PERMISSION FROM RF INDUSTRIES. ANY VIOLATION IS PUNISHABLE UNDER U.S. COPYRIGHT LAWS.

RFINDUSTRIES.COM
 7610 MIRAMAR RD.
 SAN DIEGO, CA 92126
 (858) 549-6340

RFconnectors
 DIVISION OF RF INDUSTRIES, LTD. (858) 549-6345 FAX

7/16 DIN MALE CRIMP
 FOR RG-58 CABLE

CABLE GROUP C	DWG # RFD-1602-4C	REVISION A
FORMAT A	SCALE NTS	CONTROL # 000000
		SHEET 1 OF 1