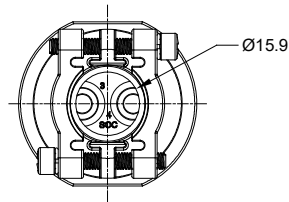
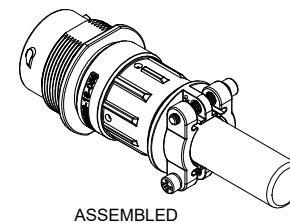


REVISIONS					
REV	ECO	DESCRIPTION	DATE	BY	APPR
A1	--	RELEASED	16MAR2020	J. HEAD	DH

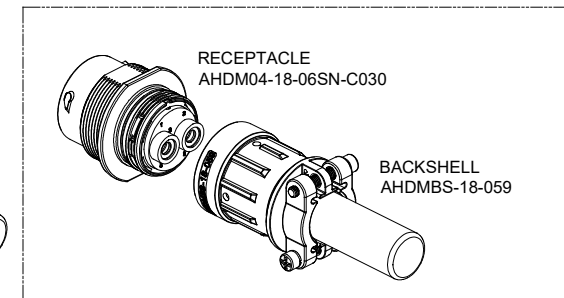


NOTES: UNLESS OTHERWISE SPECIFIED

- RECEPTACLE MATERIAL:  
SHELL: ZINC ALLOY, NICKEL PLATED  
INSERT AND RETAINING RING: THERMOPLASTIC  
SEAL: SILICONE RUBBER
- BACKSHELL MATERIAL:  
SHELL: ALUMINIUM ALLOY, NICKEL PLATED;  
LATCH SEGMENT: ALUMINIUM ALLOY, NICKEL PLATED;  
SCREW AND LOCK WASHER: STAINLESS STEEL;  
BUSHING: EPDM.
- SPECIFICATIONS:
  - OPERATING TEMPERATURE: -55°C TO +125°C.
  - DIELECTRIC WITHSTANDING VOLTAGE: LESS THAN 2 MILLIAMPS CURRENT LEAKAGE @ 1500 VOLTS AC.
  - INSULATION RESISTANCE: 1000 MEGOHM MIN @ 25°C.
  - MOISTURE RESISTANCE: IP67 & IP69K (MATED CONDITION).
  - MATING CYCLE DURABILITY: 100 CYCLES
  - RoHS COMPLIANT
- APPLY BACKSHELL TO CABLE OD SIZE: Ø11.20-Ø19.30 . CAN BE USED WITH OR WITHOUT BUSHING.
- ALL DIMENSIONS ARE FOR REFERENCE USE ONLY.
- SEE SPECIFIC RECEPTACLE DRAWING FOR:
  - CONTACT SIZE AND WIRE RANGE.
  - RETAINING RING COLOR.
  - MATING PART(S).
  - CONTACT LAYOUT AND ALL OTHER SPECIFICATIONS.



ASSEMBLED







KIT

AHD04-18-06SN-C030-059		PART NUMBER		DESCRIPTION		ITEM																																																																																																																														
<table border="1"> <thead> <tr> <th>QUANTITY</th> <th colspan="6">MATERIALS LIST</th> </tr> </thead> <tbody> <tr> <td colspan="7">UNLESS OTHERWISE SPECIFIED</td> </tr> <tr> <td colspan="7">1) All dimensions are in metric (mm).</td> </tr> <tr> <td colspan="7">2) Tolerances are as follows:</td> </tr> <tr> <td colspan="2">1 PL DEC ±0.30</td> <td colspan="2">Fractions ±1/64</td> <td colspan="3"></td> </tr> <tr> <td colspan="2">2 PL DEC ±0.15</td> <td colspan="2">Angles ±1°</td> <td colspan="3"></td> </tr> <tr> <td colspan="2">3 PL DEC ±0.08</td> <td colspan="5"></td> </tr> <tr> <td colspan="7">3) Note reference = </td> </tr> <tr> <td colspan="3">MATERIAL SPECIFICATIONS:</td> <td colspan="4">SIGNATURES</td> </tr> <tr> <td colspan="3">PROCESS SPECIFICATIONS:</td> <td colspan="4">DATE</td> </tr> <tr> <td colspan="3">NEXT ASSY:</td> <td colspan="4">DRAWN: J. HEAD 16MAR2020</td> </tr> <tr> <td colspan="3"></td> <td colspan="4">CHECKED:</td> </tr> <tr> <td colspan="3"></td> <td colspan="4">ENGINEER:</td> </tr> <tr> <td colspan="3"></td> <td colspan="4">APPROVAL:</td> </tr> <tr> <td colspan="3"></td> <td colspan="4">CUSTOMER:</td> </tr> <tr> <td colspan="3"></td> <td colspan="4">THIS DRAWING IS SUPPLIED FOR INFORMATION ONLY. DESIGN FEATURES, SPECIFICATIONS AND PERFORMANCE DATA SHOWN HEREON ARE THE PROPERTY OF THE AMPHENOL CORPORATION. NO RIGHTS OF REPRODUCTION ARE IMPLIED. ALL DIMENSIONS ARE SUBJECT TO NORMAL MANUFACTURING VARIATIONS.</td> </tr> <tr> <td colspan="2">SIZE: B</td> <td colspan="2">TYPE: C</td> <td colspan="2">DWG NO: AHD04-18-06SN-C030-059</td> <td>REVISION: A1</td> </tr> <tr> <td colspan="2">SCALE: NONE</td> <td colspan="2">SHEET 1</td> <td colspan="3">OF 1</td> </tr> </tbody> </table>							QUANTITY	MATERIALS LIST						UNLESS OTHERWISE SPECIFIED							1) All dimensions are in metric (mm).							2) Tolerances are as follows:							1 PL DEC ±0.30		Fractions ±1/64					2 PL DEC ±0.15		Angles ±1°					3 PL DEC ±0.08							3) Note reference =							MATERIAL SPECIFICATIONS:			SIGNATURES				PROCESS SPECIFICATIONS:			DATE				NEXT ASSY:			DRAWN: J. HEAD 16MAR2020							CHECKED:							ENGINEER:							APPROVAL:							CUSTOMER:							THIS DRAWING IS SUPPLIED FOR INFORMATION ONLY. DESIGN FEATURES, SPECIFICATIONS AND PERFORMANCE DATA SHOWN HEREON ARE THE PROPERTY OF THE AMPHENOL CORPORATION. NO RIGHTS OF REPRODUCTION ARE IMPLIED. ALL DIMENSIONS ARE SUBJECT TO NORMAL MANUFACTURING VARIATIONS.				SIZE: B		TYPE: C		DWG NO: AHD04-18-06SN-C030-059		REVISION: A1	SCALE: NONE		SHEET 1		OF 1		
QUANTITY	MATERIALS LIST																																																																																																																																			
UNLESS OTHERWISE SPECIFIED																																																																																																																																				
1) All dimensions are in metric (mm).																																																																																																																																				
2) Tolerances are as follows:																																																																																																																																				
1 PL DEC ±0.30		Fractions ±1/64																																																																																																																																		
2 PL DEC ±0.15		Angles ±1°																																																																																																																																		
3 PL DEC ±0.08																																																																																																																																				
3) Note reference =																																																																																																																																				
MATERIAL SPECIFICATIONS:			SIGNATURES																																																																																																																																	
PROCESS SPECIFICATIONS:			DATE																																																																																																																																	
NEXT ASSY:			DRAWN: J. HEAD 16MAR2020																																																																																																																																	
			CHECKED:																																																																																																																																	
			ENGINEER:																																																																																																																																	
			APPROVAL:																																																																																																																																	
			CUSTOMER:																																																																																																																																	
			THIS DRAWING IS SUPPLIED FOR INFORMATION ONLY. DESIGN FEATURES, SPECIFICATIONS AND PERFORMANCE DATA SHOWN HEREON ARE THE PROPERTY OF THE AMPHENOL CORPORATION. NO RIGHTS OF REPRODUCTION ARE IMPLIED. ALL DIMENSIONS ARE SUBJECT TO NORMAL MANUFACTURING VARIATIONS.																																																																																																																																	
SIZE: B		TYPE: C		DWG NO: AHD04-18-06SN-C030-059		REVISION: A1																																																																																																																														
SCALE: NONE		SHEET 1		OF 1																																																																																																																																
<p><b>Amphenol</b></p> <p>Sine Systems - www.amphenol-sine.com 44724 Morley Drive Clinton Township, MI 48036</p> <p>DURAMATE AHDM RECEPT, SIZE 18, WD THD, KIT W/ CABLE CLAMP BACKSHELL</p>																																																																																																																																				

TITLE: KIT RECEPT AND BACKSHELL SZ 18  
DWG NO: AHD04-18-06SN-C030-059  
REV: A1  
SH: 1  
OF: 1

## DuraMate™ ATHD Series™ - Contact Size 4 Options

Machined Contacts, Pins and Sockets					
Part Number	Description	Size	AWG	Type	Amps
AT60-203-04141-4	Male Contact - Pin, Copper Alloy, Nickel-Plated	4	4	Machined	100A
AT60-204-0490	Male Contact - Pin, Copper Alloy, Nickel-Plated	4	6	Machined	100A
AT62-203-04141-4	Female Contact - Socket, Copper Alloy, Nickel-Plated	4	4	Machined	100A
AT62-203-04141	Female Contact - Socket, Copper Alloy, Nickel-Plated	4	6	Machined	100A

Tooling - Machined Contacts		
Part	Part Number	Description
	WA23	Heavy Duty Pneumatic Crimp Tool -Uses Universal Positioner Part No. WA23-101DA and Crimp Locator MFX-3961
	WA23-138DA	Die Assembly -for Heavy Duty Pneumatic Crimp Tool, Size 4
	WA23-11	Contact Locator, Size 4
	96-978-22	Crimper and Dies -for Size 10mm <sup>2</sup> -185mm <sup>2</sup> Wires

Contact Removal Tools		
Part	Part Number	Description
	AT11-027-0405	Contact Removal Tool, Plastic, Size 4, 4AWG