


## IB IL 24 DI 8-PAC

Order No.: 2861247

<http://eshop.phoenixcontact.de/phoenix/treeViewClick.do?UID=2861247>

Inline digital input terminal block, complete with accessories  
(connector and labeling field), 8 inputs, 24 V DC, 4-wire connection  
method



Commercial data	
GTIN (EAN)	 4 017918 894184
sales group	K411
Pack	1 pcs.
Customs tariff	85389091
Catalog page information	Page 271 (AX-2009)

### Product notes

WEEE/RoHS-compliant since:  
09/11/2006



[http://  
www.download.phoenixcontact.com](http://www.download.phoenixcontact.com)  
Please note that the data given  
here has been taken from the  
online catalog. For comprehensive  
information and data, please refer  
to the user documentation. The  
General Terms and Conditions of  
Use apply to Internet downloads.

### Product description

The digital Inline input terminals are designed for the connection of digital signals as are supplied from control switches, limit switches or proximity switches.

All the typical applications are covered by the standard automation terminals.

The I/O equipment is connected by a simple or an extended Inline connector, depending on the number of channels. The multi-wire connection method is available in both cases.

The Inline terminals can be labeled using hinged labeling fields. The fields have insert cards that can be labeled individually to suit the application. Additionally, there is the proven ZBFM-6... Zack strip for labeling the terminal points.

<b>Technical data</b>	
<b>General data</b>	
Width	48.8 mm
Height	119.8 mm
Depth	71.5 mm
Note on dimensions	Housing dimensions
Weight	118 g
Note on weight specifications	Without plug
Mounting type	DIN rail
Ambient temperature (operation)	-25 °C ... 55 °C
Ambient temperature (storage/transport)	-25 °C ... 85 °C
Permissible humidity (operation)	10 % ... 95 % (according to DIN EN 61131-2)
Permissible humidity (storage/transport)	10 % ... 95 % (according to DIN EN 61131-2)
Air pressure (operation)	70 kPa ... 106 kPa (up to 3000 m above sea level)
Air pressure (storage/transport)	70 kPa ... 106 kPa (up to 3000 m above sea level)
Degree of protection	IP20
Protection class	III, IEC 61140, EN 61140, VDE 0140-1
Test section	5 V supply incoming remote bus/7.5 V supply (bus logic) 500 V AC 50 Hz 1 min
	5 V supply outgoing remote bus/7.5 V supply (bus logic) 500 V AC 50 Hz 1 min
	7.5 V supply (bus logics)/24 V supply (I/O) 500 V AC 50 Hz 1 min
	24 V supply (I/O) / functional earth ground 500 V AC 50 Hz 1 min
Diagnostics messages	Short-circuit / overload of the digital outputs Error message in diagnostics code (bus) and display by means of the LED on the motor
<b>Interface</b>	
Name	Local bus
Type of connection	Inline data jumper
Transmission speed	500 kBaud
<b>Power supply for module electronics</b>	
Supply voltage	24 V DC (via voltage jumper)
Supply voltage range	19.2 V DC ... 30 V DC (including all tolerances, including ripple)
Supply current	50 mA

Communications power $U_L$	7.5 V (via voltage jumper)
Current consumption	max. 50 mA (from the local bus)

#### Inline potential routing

Communications power $U_L$	7.5 V DC
Current consumption from $U_L$	max. 50 mA
Main circuit supply $U_M$	24 V DC
Segment supply voltage $U_s$	24 V DC (nominal value)
Current consumption from $U_s$	max. 2 A

#### Digital inputs

Input name	Digital inputs
Description of the input	EN 61131-2 type 1
Type of connection	Spring-cage connection
Connection method	2, 3, 4-wire
Number of inputs	8
Typical response time	< 1 ms
Protective circuit	Short-circuit and overload protection
Input voltage	24 V DC (via voltage jumper)
Input voltage range "0" signal	-3 V DC ... 5 V DC
Input voltage range "1" signal	15 V DC ... 30 V DC

#### Certificates / Approvals



Certification ABS, BV, CUL, DNV, GL, GOST, LR, UL

Certification Ex: CUL-EX LIS, UL-EX LIS

#### Accessories

Item	Designation	Description
<b>General</b>		
2698724	IL SYS INST UM	User manual, German, for installing terminals from the Inline product range

**Marking**

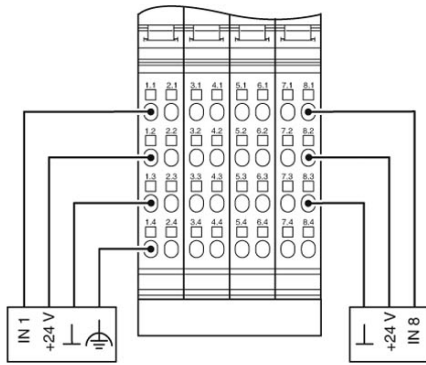
1051993	B-STIFT	Marker pen, for manual labeling of unprinted Zack strips, smear-proof and waterproof, line thickness 0.5 mm
0809492	ESL 62X10	Insert strip for laser printer, lettering field: 62 x 10 mm
0809502	ESL 62X46	Insert strip for laser printer, lettering field: 62 x 46 mm
2727501	IB IL FIELD 2	Labeling field, width: 12.2 mm
2727515	IB IL FIELD 8	Labeling field, width: 48.8 mm
0811228	X-PEN 0,35	Marker pen without ink cartridge, for manual labeling of markers, labeling extremely wipe-proof, line thickness 0.35 mm
1051029	ZB 6,QR:FORTL.ZAHLEN	Zack marker strip, 10-section, printed vertically: with consecutive numbers 1 - 10, 11 - 20, and so on up to 491 - 500, color: white
1051045	ZB 6,QR:GLEICHE ZAHLEN	Zack marker, labeled vertically: 10-section, with identical numbers, 1/1/1, 2/2/2 etc. up to 1000/1000/1000, color: White
5060935	ZB 6/WH-100:UNBEDRUCKT	Zack strip, unprinted: For individual labeling with M-PEN, ZB-T or CMS system, large batch, sufficient for labeling 1000 terminal blocks, for a terminal width of 6.2 mm, color: White
1050499	ZB 6:SO/CMS	Zack strip, 10-section, divisible, special printing, marking according to customer requirements
0807193	ZBFM 6/OG:UNBEDRUCKT	Zack marker sheet, flat, unprinted: 100-section, 10 strips à 10 markers, sufficient for 100 terminal blocks, for all terminal blocks, pitch 6.2 mm, labeling with M-PEN or CMS system, color: orange
0803618	ZBFM 6/WH:UNBEDRUCKT	Zack marker sheet, flat, unprinted: 100-section, 10 strips à 10 markers, sufficient for 100 terminal blocks, for all terminal blocks, pitch 6.2 mm, labeling with M-PEN or CMS system, color: white
0803650	ZBFM 6:SO/CMS	Special printing, Zack marker sheet, flat, 100-section, divisible, marking according to customer requirements

**Plug/Adapter**

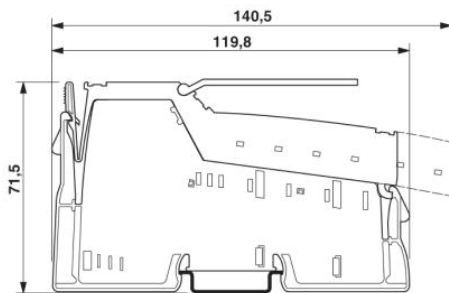
2860963	IB IL DI/DO 8-PLSET/CP	Connector set, for IB IL DI/DO 8, copper, with color print.
2726337	IB IL SCN-8	Connector, for digital 1, 2 or 8-channel Inline terminals
2727608	IB IL SCN-8-CP	Inline connector, colored

## Diagrams/Drawings

### Connection diagram



### Dimensioned drawing



**Address**

PHOENIX CONTACT Deutschland GmbH  
Flachmarktstr. 8  
32825 Blomberg, Germany  
Phone +49 5235 3 12000  
Fax +49 5235 3 41200  
<http://www.phoenixcontact.de>



© 2011 Phoenix Contact  
Technical modifications reserved;