




EP13 Transformer

AEP13-4020

- EP13 Package in SMD
- Operating temperature range: -40°C to +85°C
- Reflow Condition:  
Maximum reflow temperature is 250°C/-5°C  
time is 20~40 sec. (Refer to IPC/JEDECJ-STD-020 standard).



Electrical Specifications @25°C

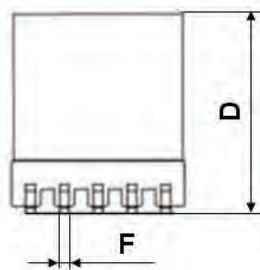
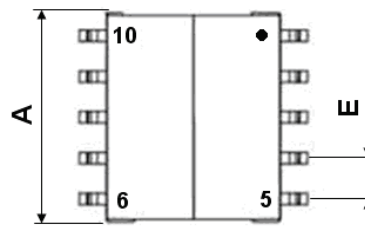
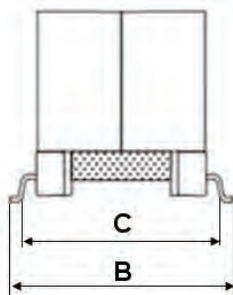
Inductance Lp @250KHz,0.1V (3 - 4)	Leakage Inductance Ls @ 250KHz,0.1V, I <sub>dc</sub> =1A (3 - 4)	Leakage Inductance LS @250KHz, 0.1V (3 - 4) (tie 1+2, 7+8+9+10)	Turns Ratio (3 - 4) : (2 - 1)	Turns Ratio (3 - 4) : (8,7 - 10,9)
127uH (±10%)	114.3 Min	0.95uH Max	1 : 0.5 (±2%)	1 : 0.25 (±2%)

Electrical Specifications @25°C

DCR (3 - 4)	DCR (2 - 1)	DCR (7 - 9)	DCR (8 - 10)	Hi-Pot @ 60 sec, 1mA 1,2,3,4 to 7,8,9,10
222mΩ Max	348Ω Max	39mΩ Max.	39mΩ Max	1500 Vac

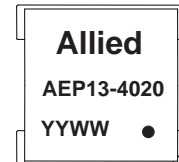
All specifications subject to change without notice.

MECHANICAL



A	13.46 Max
B	17.75 Max
C	15.40 Ref
D	12.70 Max
E	2.50 ± 0.15
F	0.70 ± 0.1
Unit : mm	

Marking



SCHEMATICS

