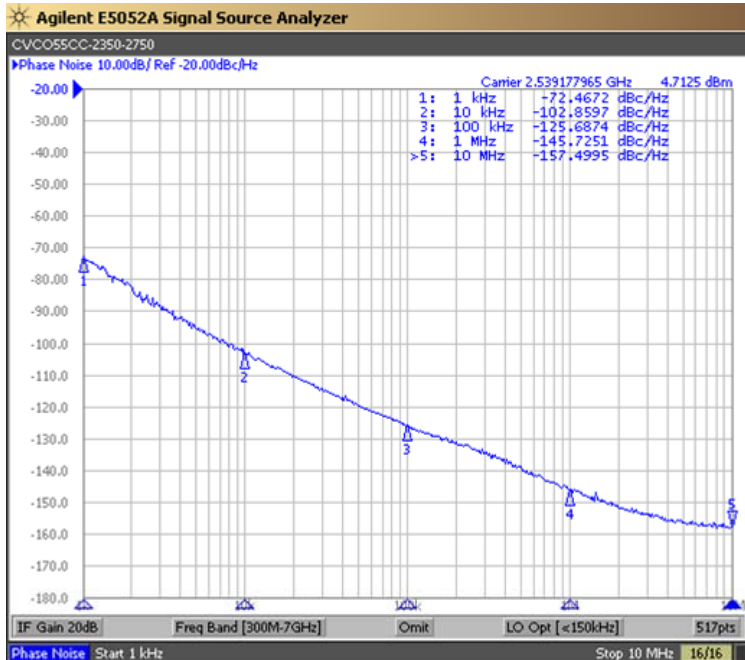


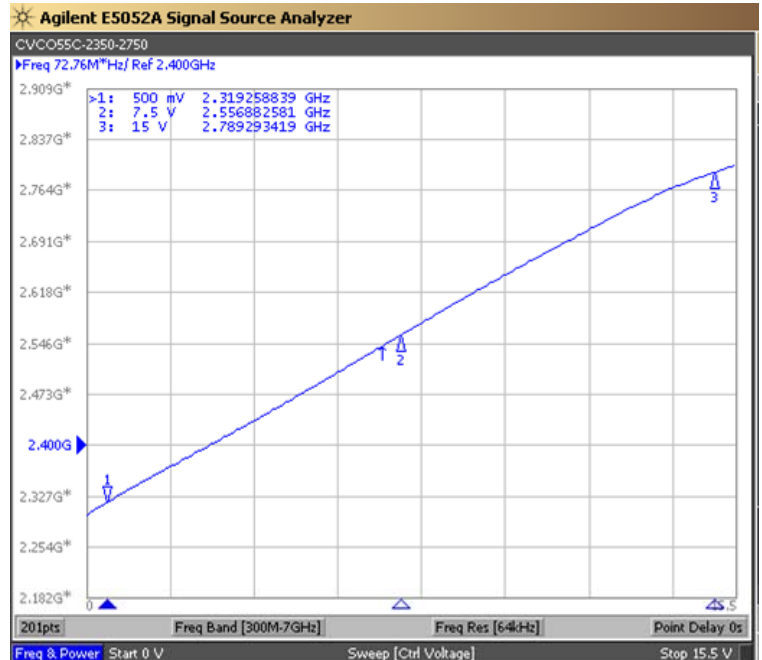


PERFORMANCE SPECIFICATION	MIN	TYP	MAX	UNITS
Lower Frequency:			2350	MHz
Upper Frequency:	2750			MHz
Tuning Voltage:	1.0		15.0	VDC
Supply Voltage:	5.7	6.0	6.3	VDC
Output Power:	+3.0	+5.0	+7.0	dBm
Supply Current:			30	mA
Harmonic Suppression (2 nd Harmonic)		-20	-10	dBc
Pushing:			3.0	MHz/V
Pulling, all Phases:			4.0	MHz pk-pk
Tuning Sensitivity:		40		MHz/V
Phase Noise @ 10kHz offset:		-106	-102	dBc/Hz
Phase Noise @ 100kHz offset:		-126	-122	dBc/Hz
Load Impedance:		50		Ω
Input Capacitance:			47	pF
Operating Temperature Range:	-40		+70	$^{\circ}\text{C}$
Storage Temperature Range:	-45		+90	$^{\circ}\text{C}$

Phase Noise (1 Hz BW, Typical)

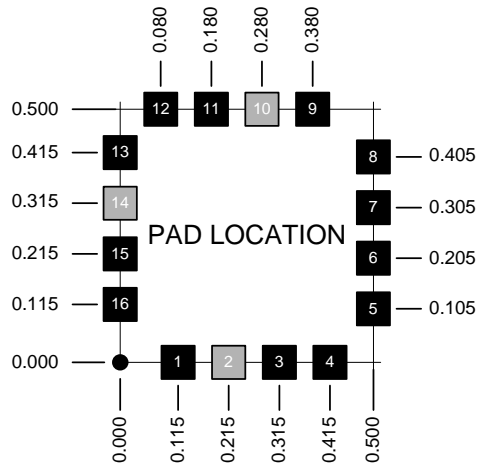
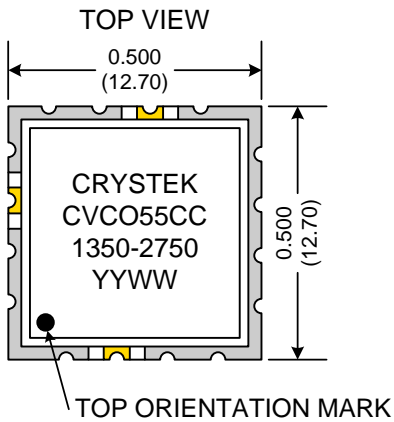
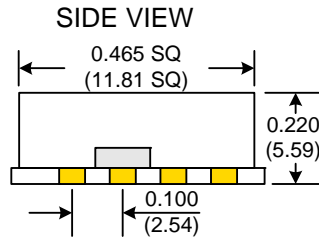
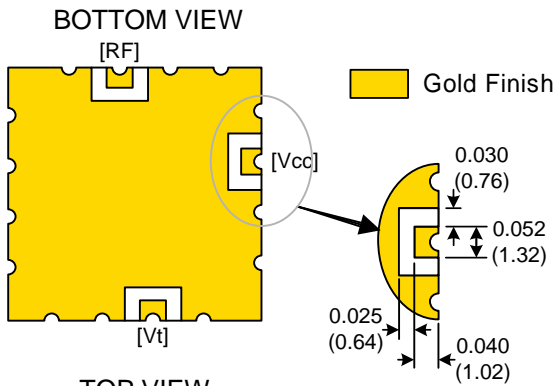


Tuning Curve (Typical)



Product Control:

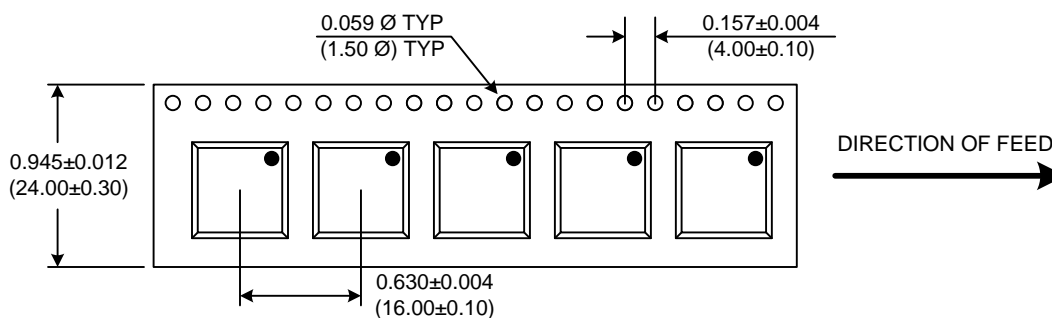
Crystek Part Number:	CVCO55CC-2350-2750	Release Date:	08-May-2014
Revision Level:	C	Responsible:	C. Vales



Pad	Connection
2	Vt
10	RF-OUTPUT
14	Vcc
Others	GROUND

- Unless otherwise specified, Dimensions are in: $\frac{IN}{(mm)}$
- Pad Location Dimensions are in: Inches

TAPE AND REEL



Drawing not to scale

Product Control:

Crystek Part Number:	CVCO55CC-2350-2750	Release Date:	08-May-2014
Revision Level:	C	Responsible:	C. Vales

Specification is subject to change without notice

Page 2 of 2