

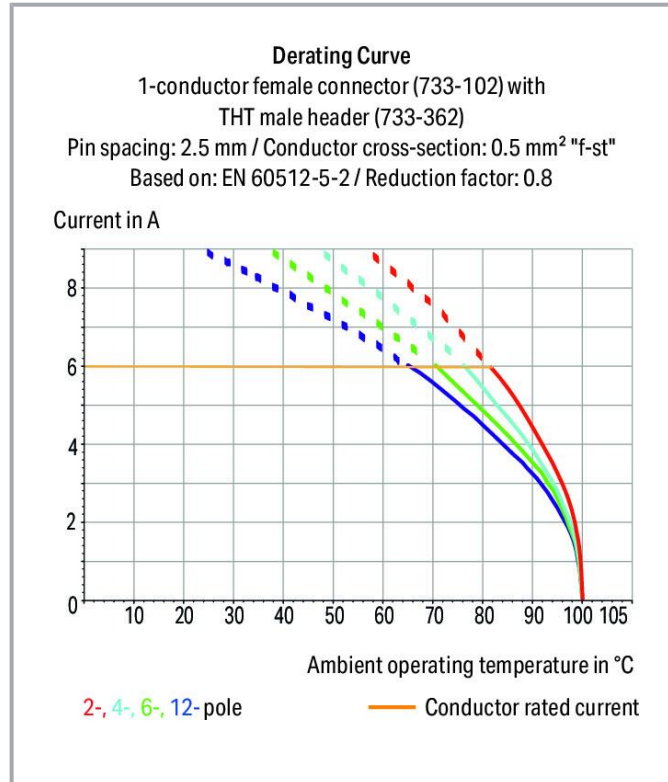
**Data sheet | Item number: 733-366**

THT male header; 0.8 x 0.8 mm solder pin; angled; 100% protected against mismatching; Pin spacing 2.5 mm; 6-pole; light gray

[www.wago.com/733-366](http://www.wago.com/733-366)



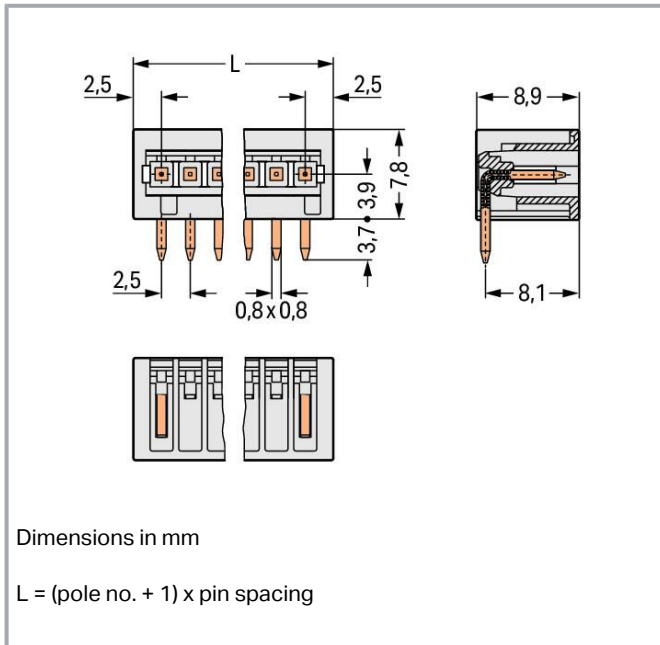
Color:



Subject to changes. Please also observe the further product documentation!

WAGO GmbH & Co. KG  
Hansastr. 27  
32423 Minden  
Phone: +49571 887-0 | Fax: +49571 887-169  
Email: [info.de@wago.com](mailto:info.de@wago.com) | Web: [www.wago.com](http://www.wago.com)

Do you have any questions about our products?  
We are always happy to take your call at +49 (571) 887-44222.



## Item description

- 100% protected against mismatching; only mating halves with the same pole number can be connected
- Coding option available

## Data

### Notes

#### Safety information

The *MCS – MULTI CONNECTION SYSTEM* includes connectors without breaking capacity in accordance with DIN EN 61984. When used as intended, these connectors must not be connected /disconnected when live or under load. When used as intended, these connectors must not be connected/disconnected when live or under load. The circuit design should ensure header pins, which can be touched, are not live when unmated.

#### Variants:

Other pole numbers  
 3.8 mm pin projection for male headers with straight solder pins  
 Gold-plated or partially gold-plated contact surfaces  
 Other versions (or variants) can be requested from WAGO Sales or configured at <https://configurator.wago.com/>.

## Electrical data

Subject to changes. Please also observe the further product documentation!



### Ratings per IEC/EN

Ratings per	IEC/EN 60664-1
Nominal voltage (III/3)	80 V
Rated impulse voltage (III/3)	2.5 kV
Rated voltage (III/2)	160 V
Rated impulse voltage (III/2)	2.5 kV
Nominal voltage (II/2)	320 V
Rated surge voltage (II/2)	2.5 kV
Rated current	6 A
Legend (ratings)	(III / 2) $\triangleq$ Overvoltage category III / Pollution degree 2

### Ratings per UL 1059

Approvals per	UL 1059
Rated voltage UL (Use Group B)	150 V
Rated current UL (Use Group B)	4 A

### Ratings per CSA

Approvals per	CSA
Rated voltage CSA (Use Group B)	150 V
Rated current CSA (Use Group B)	4 A

### Connection data

Total number of potentials	6
Number of connection types	1
Number of levels	1

### Connection 1

Pole number	6
-------------	---

### Physical data

Pin spacing	2.5 mm / 0.098 inches
Width	17.5 mm / 0.689 inches
Height	11.5 mm / 0.453 inches
Height from the surface	7.8 mm / 0.307 inches
Depth	8.9 mm / 0.35 inches

Subject to changes. Please also observe the further product documentation!



Solder pin length	3.7 mm
Solder pin dimensions	0.8 x 0.8 mm
Drilled hole diameter with tolerance	1.1 <sup>(+0.1)</sup> mm

### Mechanical Data

Variable coding	Yes
Anti-rotation protection	Yes

### Plug-in connection

Contact type (pluggable connector)	Male connector/plug
Connector (connection type)	for PCB
Mismating protection	Yes
Plugging without loss of pin spacing	No
Mating direction to the PCB	0°

### PCB contact

PCB contact	THT
Solder pin arrangement	over the entire male connector (in-line)
Number of solder pins per potential	1

### Material Data

Note (material data)	Information on material specifications can be found here
Color	light gray
Material group	I
Insulation material	Polyamide (PA66)
Flammability class per UL94	V0
Contact material	Electrolytic copper (E <sub>Cu</sub> )
Contact plating	Tin
Fire load	0.015 MJ
Weight	1 g

### Environmental requirements

Limit temperature range	-60 ... +100 °C
Processing temperature	-35 ... +60 °C

Subject to changes. Please also observe the further product documentation!

## Commercial data





Product Group	3 (Multi Conn. System)
eCl@ss 10.0	27-44-04-02
eCl@ss 9.0	27-44-04-02
ETIM 8.0	EC002637
ETIM 7.0	EC002637
PU (SPU)	200 pcs
Packaging type	box
Country of origin	PL
GTIN	4044918974400
Customs tariff number	85366990990

## Environmental Product Compliance

RoHS Compliance Status	Compliant, No Exemption
------------------------	-------------------------

## Approvals / Certificates

### General approvals


Logo	Approval	Additional Approval Text	Certificate name
	CCA DEKRA Certification B.V.	EN 61984	2169534.01
	CCA DEKRA Certification B.V.	IEC 61984	NL-31141
	CSA DEKRA Certification B.V.	C22.2	1465035
	UL UL International Germany GmbH	UL 1977	E45171
	UR Underwriters Laboratories Inc.	UL 1059	E45172

## Declarations of conformity and manufacturer's declarations




Subject to changes. Please also observe the further product documentation!

WAGO GmbH & Co. KG  
 Hansastr. 27  
 32423 Minden  
 Phone: +49571 887-0 | Fax: +49571 887-169  
 Email: [info.de@wago.com](mailto:info.de@wago.com) | Web: [www.wago.com](http://www.wago.com)



Do you have any questions about our products?  
 We are always happy to take your call at +49 (571) 887-44222.

Logo	Approval	Additional Approval Text	Certificate name
	<b>Railway</b> WAGO GmbH & Co. KG	-	Railway Ready



### Approvals for marine applications

Logo	Approval	Additional Approval Text	Certificate name
	<b>ABS</b> American Bureau of Shipping	-	19- HG1869876- PDA
	<b>DNV GL</b> Det Norske Veritas, Germanischer Lloyd	-	TAE000016Z
	<b>LR</b> Lloyds Register	IEC 61984	96/20035 (E5)

### Counterpart

	<b>Item no.733-106</b> 1-conductor female connector; CAGE CLAMP®; 0.5 mm²; Pin spacing 2.5 mm; 6-pole; 100% protected against mismatching; 0,50 mm²; light gray	<a href="http://www.wago.com/733-106">www.wago.com/733-106</a>
	<b>Item no.733-106/037-000</b> 1-conductor female connector; CAGE CLAMP®; 0.5 mm²; Pin spacing 2.5 mm; 6-pole; 100% protected against mismatching; Lateral locking levers; 0,50 mm²; light gray	<a href="http://www.wago.com/733-106/037-000">www.wago.com/733-106/037-000</a>

### Optional accessories

Coding		
Coding		
	<b>Item no.: 733-330</b> Coding key; snap-on type; white	<a href="http://www.wago.com/733-330">www.wago.com/733-330</a>
	<b>Item no.: 733-331</b> Coding key; snap-on type; black	<a href="http://www.wago.com/733-331">www.wago.com/733-331</a>

Subject to changes. Please also observe the further product documentation!



## Downloads

### Documentation

#### Additional Information

Technical Section	2019 Apr 3	pdf	Download
Technical explanations		2.0 MB	

## CAD/CAE-Data

### CAD data

2D/3D Models 733-366	URL	Download
----------------------	-----	----------

### PCB Design

Symbol and Footprint 733-366	URL	Download
------------------------------	-----	----------

CAx data for your PCB design, consisting of "schematic symbols and PCB footprints", allow easy integration of the WAGO component into your development environment.

### Supported formats:

- Accel EDA 14 & 15
- Altium 6 to current version
- Cadence Allegro
- DesignSpark
- Eagle Libraries
- KiCad
- Mentor Graphics BoardStation
- Mentor Graphics Design Architect
- Mentor Graphics Design Expedition 99 and 2000
- OrCAD 9.X PCB and Capture
- PADS PowerPCB 3, 3.5, 4.X, and 5.X
- PADS PowerPCB and PowerLogic 3.0
- PCAD 2000, 2001, 2002, 2004, and 2006
- Pulsonix 8.5 or newer
- STL
- 3D STEP
- TARGET 3001!
- View Logic ViewDraw
- Quadcept

Subject to changes. Please also observe the further product documentation!

- Zuken CadStar 3 and 4
- Zuken CR-5000 and CR-8000

PCB Component Libraries (EDA), PCB CAD Library Ultra Librarian

---

#### CAE data

ZUKEN Portal 733-366	<a href="#">URL</a>	<a href="#">Download</a>
EPLAN Data Portal 733-366	<a href="#">URL</a>	<a href="#">Download</a>

---

## Environmental Product Compliance


### Compliance Search

Environmental Product Compliance 733-366	<a href="#">URL</a>	<a href="#">Download</a>
THT male header; 0.8 x 0.8 mm solder pin; angled; 100% protected against mismatching; Pin spacing 2.5 mm; 6-pole; light gray		

---

## Installation Notes

### Mismatching protection




Male headers and female connectors are 100% protected against mismatching.

Only mating halves with the same pole number can be connected.

### Coding

Subject to changes. Please also observe the further product documentation!





Coding a male header – fitting coding key(s).

## Product family

**MCS MICRO**

[Show all products from the family](#)

Subject to changes. Please also observe the further product documentation!