

Contact insert - HC-A10-I-PT-F - 1585362

Please be informed that the data shown in this PDF Document is generated from our Online Catalog. Please find the complete data in the user's documentation. Our General Terms of Use for Downloads are valid (<http://phoenixcontact.com/download>)



Contact insert, number of positions: 10+PE, size: D15, number of connections per position: 1, Socket, Push-in connection, 250 V, 16 A, 0.14 mm² ... 2.5 mm²



COMPLIANT

Key Commercial Data

Packing unit	1 pc
GTIN	
GTIN	4046356285094

Technical data

General

Note	For HEAVYCON housing of type D15
	Connectors may be operated only when there is no load/voltage.
	For solid conductors or stranded conductors with ferrules
Connection method	Push-in connection
Screwdriver blade	0.5 x 3.5 mm
Number of connections per position	1
Degree of pollution	3
Overvoltage category	III
Number of positions	10+PE
Insertion/withdrawal cycles	≥ 500
Size	D15
Contact numbering	1 - 10
Conductor cross section	0.14 mm ² ... 2.5 mm ² (applies to stranded conductors with ferrules)
Connection cross section AWG	26 ... 14
Stripping length of the individual wire	8 mm
Assembly instructions	To ensure correct use, installation in housing with IP54 protection or better is required
Connection	for plastic coding profiles: 4 pcs.

Contact insert - HC-A10-I-PT-F - 1585362

Technical data

Ambient conditions

Ambient temperature (operation)	-40 °C ... 125 °C (including heating up of contacts)
---------------------------------	------------------------------------------------------

Material data

Contact material	Copper alloy
Contact surface material	Ag
Contact carrier material	PC

Electrical characteristics

Rated voltage (III/3)	250 V
Rated surge voltage	4 kV
	4 kV
Rated current	16 A

Standards and Regulations

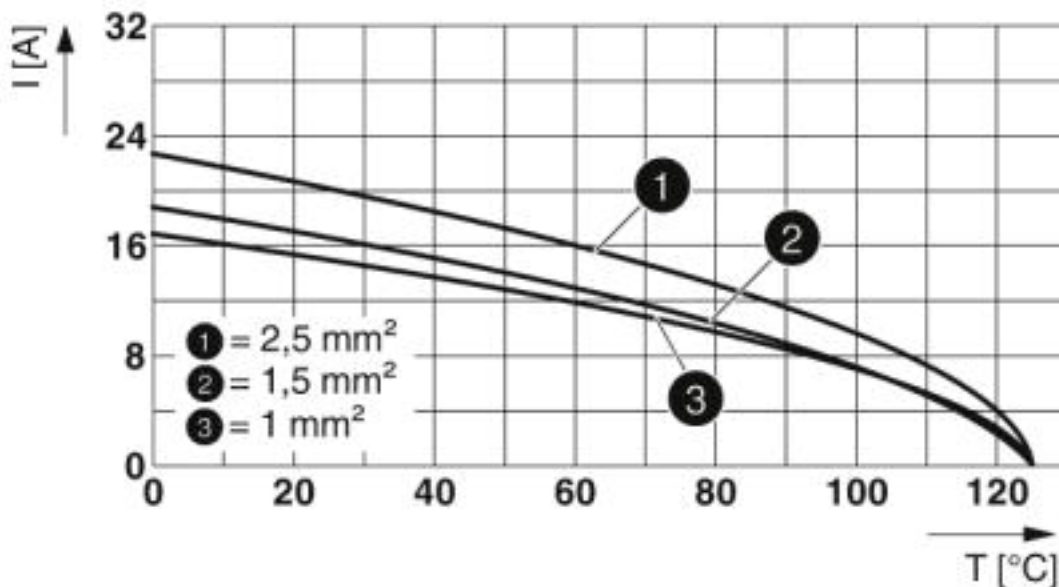
Flammability rating according to UL 94	V0
----------------------------------------	----

Environmental Product Compliance

China RoHS	Environmentally Friendly Use Period = 50
	For details about hazardous substances go to tab "Downloads", Category "Manufacturer's declaration"

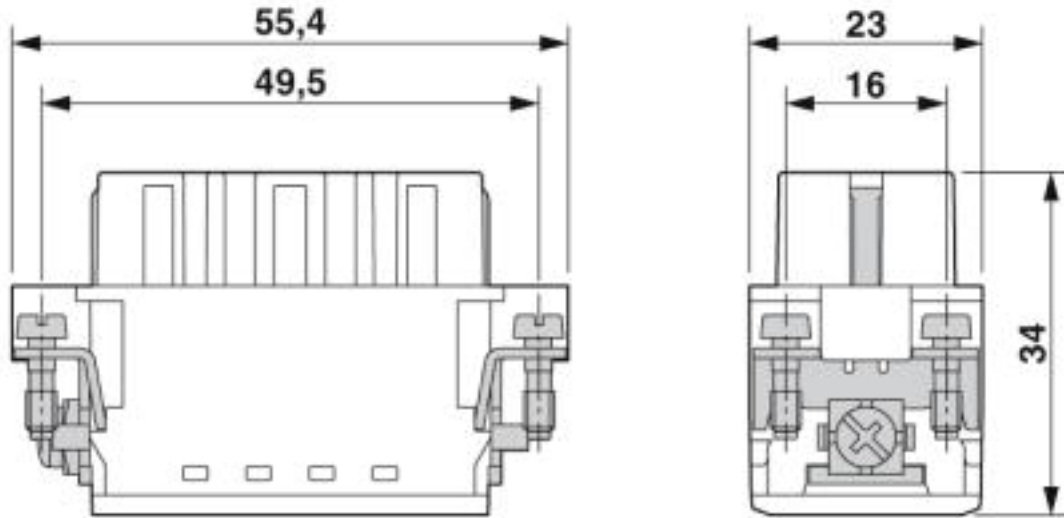
Drawings

Diagram



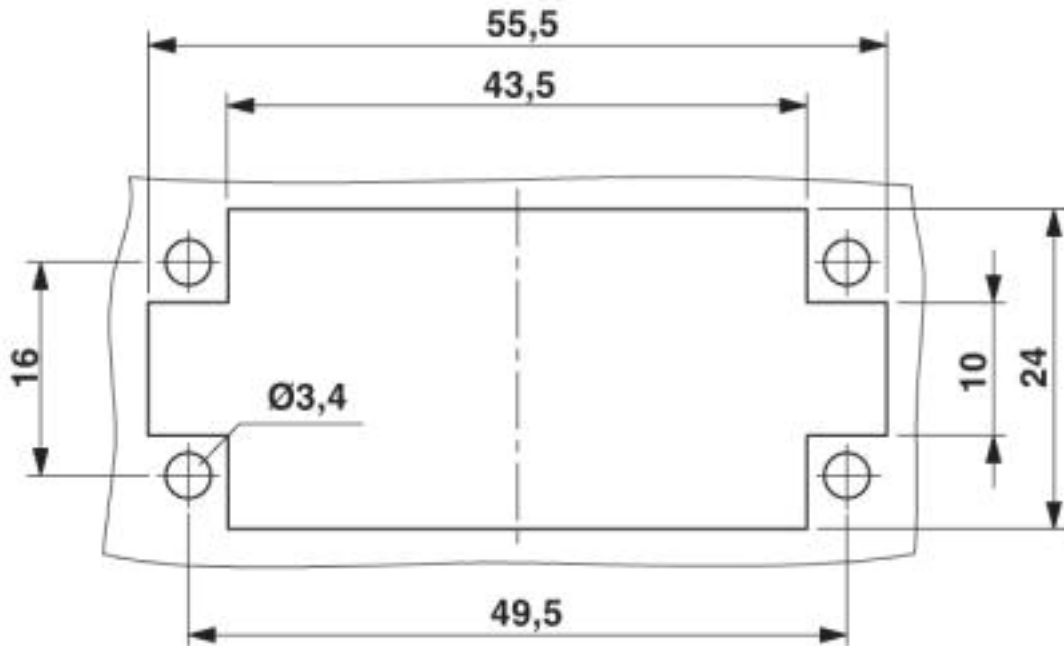
Contact insert - HC-A10-I-PT-F - 1585362

Dimensional drawing



Female insert

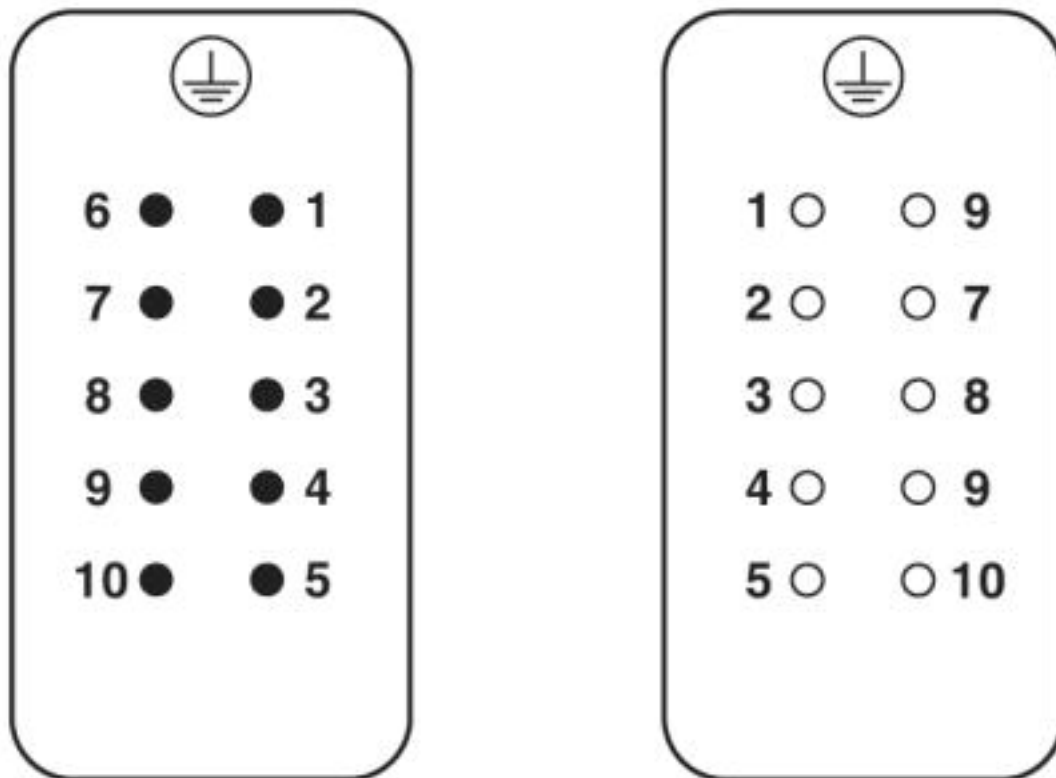
Dimensional drawing



Mounting cutout when used without housing

Contact insert - HC-A10-I-PT-F - 1585362

Schematic diagram



Connector pin assignment, connection side

Approvals

Approvals

Approvals

CSA / UL Recognized / EAC / DNV GL

Ex Approvals


Approval details

CSA		http://www.csagroup.org/services-industries/product-listing/	13631
Nominal voltage UN	600 V		
Nominal current IN	14 A		

Contact insert - HC-A10-I-PT-F - 1585362

Approvals

mm ² /AWG/kcmil	14

UL Recognized		http://database.ul.com/cgi-bin/XYV/template/LISEXT/1FRAME/index.htm	E118976
Nominal voltage UN			600 V
Nominal current IN			17 A
mm ² /AWG/kcmil			14

EAC			EAC-Zulassung
-----	-----------------------------------------------------------------------------------	--	---------------

DNV GL		https://approvalfinder.dnvgl.com/	TAE000037S
--------	------------------------------------------------------------------------------------	-----------------------------------------------------------------------------------	------------

Phoenix Contact 2019 © - all rights reserved
<http://www.phoenixcontact.com>

PHOENIX CONTACT GmbH & Co. KG
Flachsmarktstr. 8
32825 Blomberg
Germany
Tel. +49 5235 300
Fax +49 5235 3 41200
<http://www.phoenixcontact.com>