

# Printed-circuit board connector - FMC 1,5/12-STF-3,5 - 1966198

Please be informed that the data shown in this PDF Document is generated from our Online Catalog. Please find the complete data in the user's documentation. Our General Terms of Use for Downloads are valid (<http://phoenixcontact.com/download>)

PCB connector, nominal current: 8 A, number of positions: 12, pitch: 3.5 mm, connection method: Push-in spring connection, color: green, contact surface: Tin



The figure shows a 10-position version of the product

## Your advantages

- Time saving push-in connection, tools not required
- Defined contact force ensures that contact remains stable over the long term
- Intuitive use through colour coded actuation lever
- Operation and conductor connection from one direction enable integration into front of device
- Screwable flange for superior mechanical stability



## Key Commercial Data

|              |               |
|--------------|---------------|
| Packing unit | 50 pc         |
| GTIN         |               |
| GTIN         | 4017918943387 |

## Technical data

### Dimensions

|              |         |
|--------------|---------|
| Length [ l ] | 22.9 mm |
| Width [ w ]  | 52.3 mm |
| Height [ h ] | 7.75 mm |
| Pitch        | 3.5 mm  |
| Dimension a  | 38.5 mm |

### General

|                           |                           |
|---------------------------|---------------------------|
| Range of articles         | FMC 1,5/...-STF           |
| Number of positions       | 12                        |
| Connection method         | Push-in spring connection |
| Insulating material group | I                         |

# Printed-circuit board connector - FMC 1,5/12-STF-3,5 - 1966198

## Technical data

### General

|  |                     |
|--|---------------------|
| Rated surge voltage (III/3)            | 2.5 kV              |
| Rated surge voltage (III/2)            | 2.5 kV              |
| Rated surge voltage (II/2)             | 2.5 kV              |
| Rated voltage (III/3)                  | 160 V               |
| Rated voltage (III/2)                  | 160 V               |
| Rated voltage (II/2)                   | 320 V               |
| Connection in acc. with standard       | EN-VDE              |
| Nominal current $I_N$                  | 8 A                 |
| Nominal cross section                  | 1.5 mm <sup>2</sup> |
| Maximum load current                   | 8 A                 |
| Insulating material                    | PA                  |
| Flammability rating according to UL 94 | V0                  |
| Internal cylindrical gage              | A1                  |
| Stripping length                       | 10 mm               |

### Connection data

|  |                      |
|--|----------------------|
| Conductor cross section solid min.   | 0.2 mm <sup>2</sup>  |
| Conductor cross section solid max.   | 1.5 mm <sup>2</sup>  |
| Conductor cross section flexible min.                                      | 0.2 mm <sup>2</sup>  |
| Conductor cross section flexible max.                                      | 1.5 mm <sup>2</sup>  |
| Conductor cross section flexible, with ferrule without plastic sleeve min. | 0.25 mm <sup>2</sup> |
| Conductor cross section flexible, with ferrule without plastic sleeve max. | 1.5 mm <sup>2</sup>  |
| Conductor cross section flexible, with ferrule with plastic sleeve min.    | 0.25 mm <sup>2</sup> |
| Conductor cross section flexible, with ferrule with plastic sleeve max.    | 0.75 mm <sup>2</sup> |
| Conductor cross section AWG min.   | 24                   |
| Conductor cross section AWG max.   | 16                   |
| Minimum AWG according to UL/CUL  | 24                   |
| Maximum AWG according to UL/CUL  | 16                   |

### Specifications for ferrules

|  |  |
|--|--|
| Recommended crimping pliers                                  | 1212034 CRIMPFOX 6   |
| Ferrules without insulating collar, according to DIN 46228-1 | Cross section: 0.25 mm <sup>2</sup> ; Length: 7 mm           |
|  | Cross section: 0.34 mm <sup>2</sup> ; Length: 7 mm           |
|  | Cross section: 0.5 mm <sup>2</sup> ; Length: 8 mm ... 10 mm  |
|  | Cross section: 0.75 mm <sup>2</sup> ; Length: 8 mm ... 10 mm |
|  | Cross section: 1 mm <sup>2</sup> ; Length: 8 mm ... 10 mm    |
|  | Cross section: 1.5 mm <sup>2</sup> ; Length: 10 mm           |

### Standards and Regulations

|  |        |
|--|--------|
| Connection in acc. with standard       | EN-VDE |
|  | CUL    |
| Flammability rating according to UL 94 | V0     |

# Printed-circuit board connector - FMC 1,5/12-STF-3,5 - 1966198

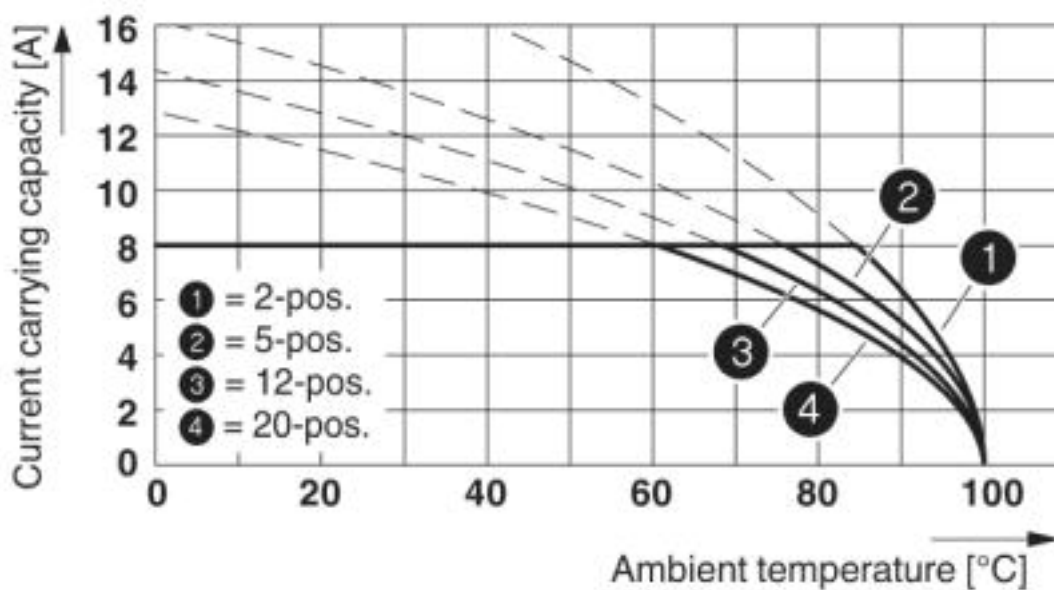
## Technical data

### Environmental Product Compliance

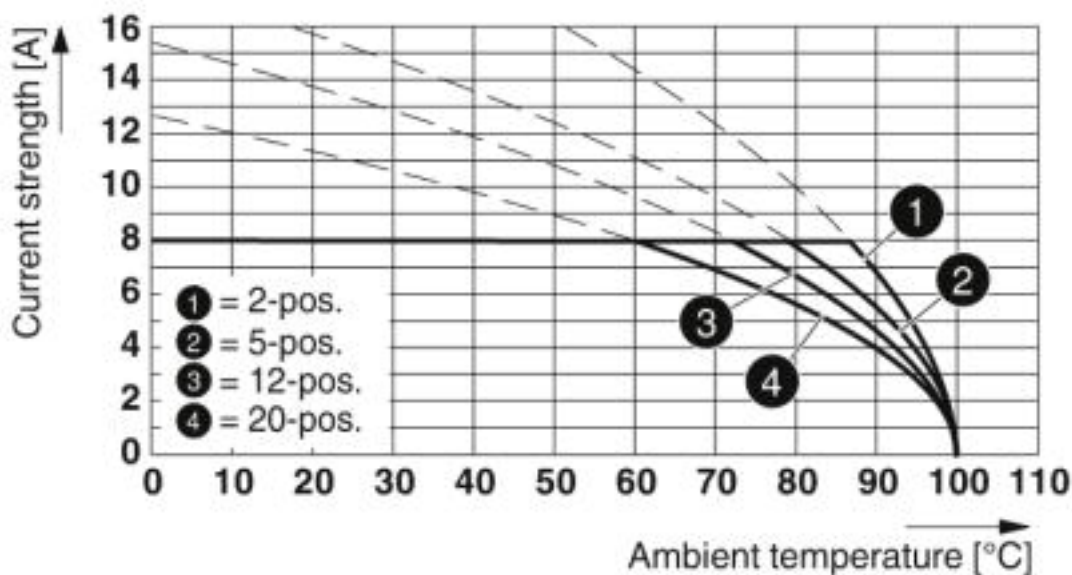
|            |   |
|------------|---|
| China RoHS | Environmentally friendly use period: unlimited = EFUP-e |
|            | No hazardous substances above threshold values          |

## Drawings

Diagram



Diagram



# Printed-circuit board connector - FMC 1,5/12-STF-3,5 - 1966198

## Approvals


### Approvals


#### Approvals


IECEE CB Scheme / VDE Gutachten mit Fertigungsüberwachung / EAC / cULus Recognized


#### Ex Approvals

### Approval details

|                            |   |   |                |
|----------------------------|---|---|----------------|
| IECEE CB Scheme            |  | <a href="http://www.iecee.org/">http://www.iecee.org/</a> | DE1-60987-B1B2 |
| Nominal voltage UN         | 160 V   |   |                |
| Nominal current IN         | 8 A   |   |                |
| mm <sup>2</sup> /AWG/kcmil | 0.2-1.5   |   |                |

|   |   |   |          |
|---|---|---|----------|
| VDE Gutachten mit Fertigungsüberwachung |  | <a href="http://www2.vde.com/de/Institut/Online-Service/VDE-gepruefteProdukte/Seiten/Online-Suche.aspx">http://www2.vde.com/de/Institut/Online-Service/VDE-gepruefteProdukte/Seiten/Online-Suche.aspx</a> | 40011723 |
| Nominal voltage UN                      | 160 V   |   |          |
| Nominal current IN                      | 8 A   |   |          |
| mm <sup>2</sup> /AWG/kcmil              | 0.2-1.5   |   |          |

|     |   |         |
|-----|---|---------|
| EAC |  | B.01742 |
|-----|---|---------|

|                            |   |   |                 |
|----------------------------|---|---|-----------------|
| cULus Recognized           |  | <a href="http://database.ul.com/cgi-bin/XYV/template/LISEXT/1FRAME/index.htm">http://database.ul.com/cgi-bin/XYV/template/LISEXT/1FRAME/index.htm</a> | E60425-19920306 |
|                            | B   | C   |                 |
| Nominal voltage UN         | 150 V   | 50 V  |                 |
| Nominal current IN         | 8 A   | 8 A   |                 |
| mm <sup>2</sup> /AWG/kcmil | 24-16   | 24-16   |                 |

Phoenix Contact 2019 © - all rights reserved  
<http://www.phoenixcontact.com>

PHOENIX CONTACT GmbH & Co. KG  
Flachsmarktstr. 8  
32825 Blomberg  
Germany  
Tel. +49 5235 300  
Fax +49 5235 3 41200  
<http://www.phoenixcontact.com>