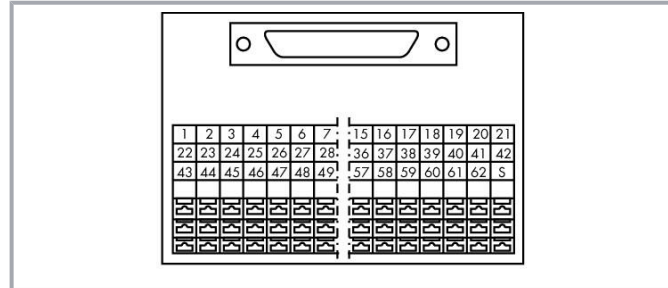



Data sheet | Item number: 289-714

Interface module; HD-Sub-D; Male connector; 15-pole; Triple-deck PCB terminal blocks; in mounting carrier; with shield connection; 2,50 mm²



www.wago.com/289-714



i Picture differs from the item.

Similar to picture

Data

Electrical data

Operating voltage	≤ AC/DC 125 V
Nominal current	1 A
Contact resistance (max.)	15 mΩ
Specialty functions	With shield connection

Safety and protection

Rated voltage	125 V
Rated surge voltage	0.8 kV
Pollution degree	2
Protection type	IP20

Subject to changes. Please also observe the further product documentation!

WAGO GmbH & Co. KG
Hansastr. 27
32423 Minden
Phone: +49571 887-0 | Fax: +49571 887-169
Email: info.de@wago.com | Web: www.wago.com

Do you have any questions about our products?
We are always happy to take your call at +49 (571) 887-44222.



Connection data

Performance level	3 / 50 mating cycles
Strain relief	UNC 4-40 stud bolt

Connection 1

Connector	HD D-sub male connector
Pole number 1	15
Connection type 1	System
Note (conductor cross-section)	12 AWG: THHN, THWN
Mating direction	vertical
Connection type	Male connector; D-sub/HD D-sub

Connection 2

Design 2	PCB terminal blocks (triple-deck)
Pole number 2	15
Connection type 2	Field
Connection technology 2	CAGE CLAMP®
WAGO connector 2	WAGO 737 Series
Solid conductor 2	0.08 ... 2.5 mm ² / 28 ... 12 AWG
Fine-stranded conductor 2	0.08 ... 2.5 mm ² / 28 ... 12 AWG
Strip length 2	5 ... 6 mm / 0.2 ... 0.24 inches

Physical data

Width	35 mm / 1.378 inches
Height	85 mm / 3.346 inches
Depth from upper-edge of DIN-rail	62 mm / 2.441 inches

Mechanical Data

Mounting type	DIN-35 rail
Housing design	Mounting carrier

Material Data

Contact material (connector)	Au over Ni
Fire load	0.876 MJ

Subject to changes. Please also observe the further product documentation!



Weight	54.8 g
--------	--------

Environmental requirements

Ambient temperature (operation)	-20 ... +55 °C
Ambient temperature (storage)	-40 ... +70 °C
Relative humidity	85% (non-condensing)
Operating altitude (max.)	2000 m

Standards and specifications

Standards/specifications	EN 61010-2-201
--------------------------	----------------

Commercial data

Product Group	6 (INTERFACE ELECTRONIC)
eCl@ss 10.0	27-14-11-52
eCl@ss 9.0	27-14-11-52
ETIM 8.0	EC002780
ETIM 7.0	EC002780
PU (SPU)	10 (1) pcs
Packaging type	box
Country of origin	DE
GTIN	4050821279266
Customs tariff number	85366990990

Environmental Product Compliance

CAS-No.	7439-92-1
REACH Candidate List Substance	Lead
RoHS Compliance Status	Compliant,With Exemption
RoHS Exemption	6(c) 7(a) 7(c)-I 7(c)-II
SCIP notification number (Austria)	d7964625-97c3-41f3-b36a-ad3747b4b153
SCIP notification number (Belgium)	981bf0be-dce0-4acb-bac7-be4608ddcbc3
SCIP notification number (Bulgaria)	caa4594b-9d6b-45e3-9d01-b42e6ff826b3
SCIP notification number (Czech Republic)	6025f74d-98f6-4688-8849-89cf42354136
SCIP notification number (Denmark)	6ae91ee3-ee14-45f2-8ddb-957b35a13722
SCIP notification number (Finland)	78963c26-611d-49dc-a6b3-e3b2738a9067

Subject to changes. Please also observe the further product documentation!


WAGO GmbH & Co. KG
 Hansastr. 27
 32423 Minden
 Phone: +49571 887-0 | Fax: +49571 887-169
 Email: info.de@wago.com | Web: www.wago.com

Do you have any questions about our products?
 We are always happy to take your call at +49 (571) 887-44222.

SCIP notification number (France)	8a66027e-8bda-4bee-977e-498d6564db7b
SCIP notification number (Germany)	2f3b8194-1410-429c-a597-f6a3ba300958
SCIP notification number (Hungary)	596472d6-8e21-4956-84df-cdb916d0d3d6
SCIP notification number (Italy)	4d23bbb3-e531-4b87-a98d-686f72cbb1b9
SCIP notification number (Netherlands)	c57105ee-e0bf-4c3a-ad76-adca89165e00
SCIP notification number (Poland)	e8cbc03e-7266-450c-9351-d18597502e93
SCIP notification number (Romania)	038d858b-9c42-4b03-a2fd-1813d72d5fbf
SCIP notification number (Sweden)	f2e70c06-f0cc-4286-815e-eeee6dc42c3e




Approvals / Certificates

General approvals


Logo	Approval	Additional Approval Text	Certificate name
	EAC Brjansker Zertifizierungsstelle	TP TC 004/2011	EAC RU C-DE.AM02. B.00122 /19

Optional accessories

Marking accessories

Marking strip		
	Item no.: 709-196 Marking strips; for laser printer; translucent	www.wago.com/709-196
	Item no.: 709-178 Marking strips; on reel; 7.5 mm wide; not stretchable; plain; snap-on type; white	www.wago.com/709-178
	Item no.: 709-177 Marking strips; on reel; 7.5 mm wide; not stretchable; plain; snap-on type; translucent	www.wago.com/709-177

Tool

Operating tool		
	Item no.: 210-720 Operating tool; Blade: 3.5 x 0.5 mm; with a partially insulated shaft; multicoloured	www.wago.com/210-720

Subject to changes. Please also observe the further product documentation!



Downloads Documentation

Bid Text

289-714 X81 - Datei	2019 Feb 19	xml 3.7 kB	Download
------------------------	-------------	---------------	----------

289-714 doc - Datei	2015 Feb 9	doc 27.6 kB	Download
------------------------	------------	----------------	----------

Instruction Leaflet

		pdf 1.3 MB	Download
--	--	---------------	----------

Additional Information

Disposal and Recycling Electrical and electronic equipment, Batteries, Packaging	V 1.1.0 2022 Aug 18	pdf 2.2 MB	Download
---	------------------------	---------------	----------

CAD/CAE-Data

CAE data

EPLAN Data Portal 289-714		URL	Download
---------------------------	--	-----	----------

WSCAD Universe 289-714		URL	Download
------------------------	--	-----	----------

ZUKEN Portal 289-714		URL	Download
----------------------	--	-----	----------

CAD data

2D/3D Models 289-714		URL	Download
----------------------	--	-----	----------

Environmental Product Compliance

Compliance Search


Environmental Product Compliance 289-714		URL	Download
--	--	-----	----------

Interface module; HD-Sub-D; Male connector; 15-pole; Triple-deck PCB terminal blocks; in mounting carrier; with shield connection; 2,50 mm²


Subject to changes. Please also observe the further product documentation!

Installation Notes

Conductor termination




Conductor termination – screwdriver actuation parallel to conductor entry




Conductor termination – screwdriver actuation perpendicular to conductor entry

Installation



Snapping a module onto DIN-rail.



Removing a module from the DIN-rail.

Subject to changes. Please also observe the further product documentation!