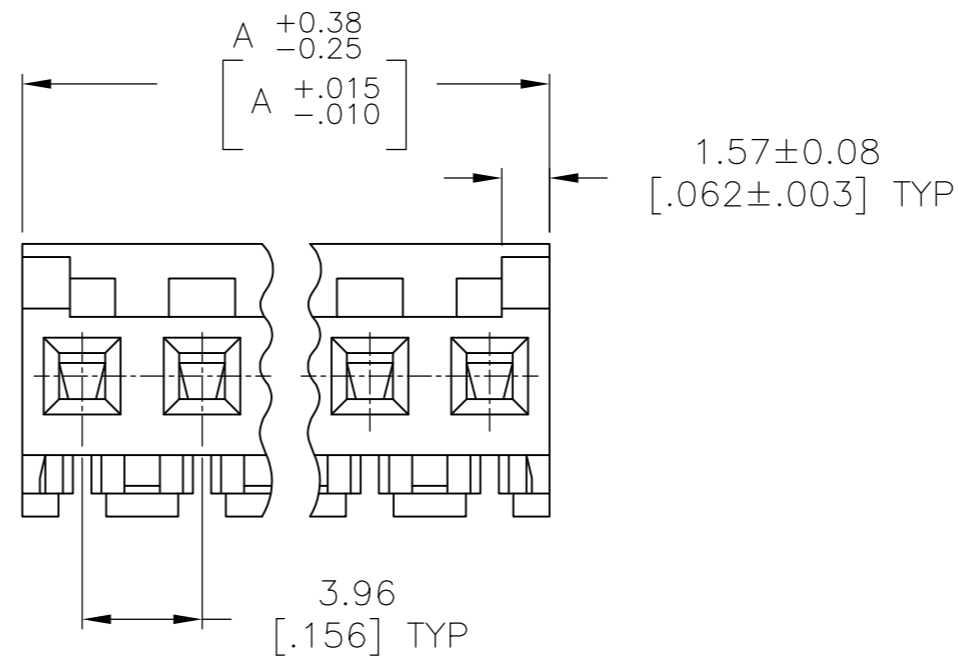
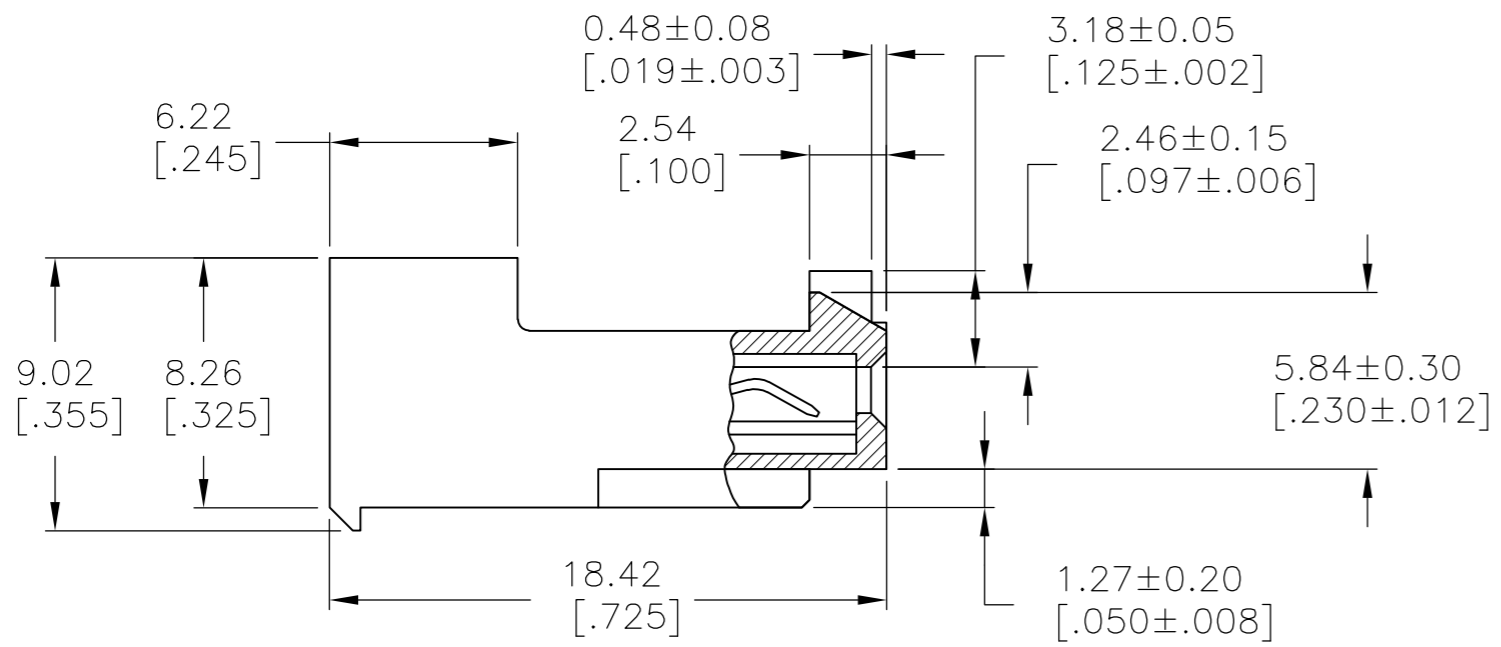
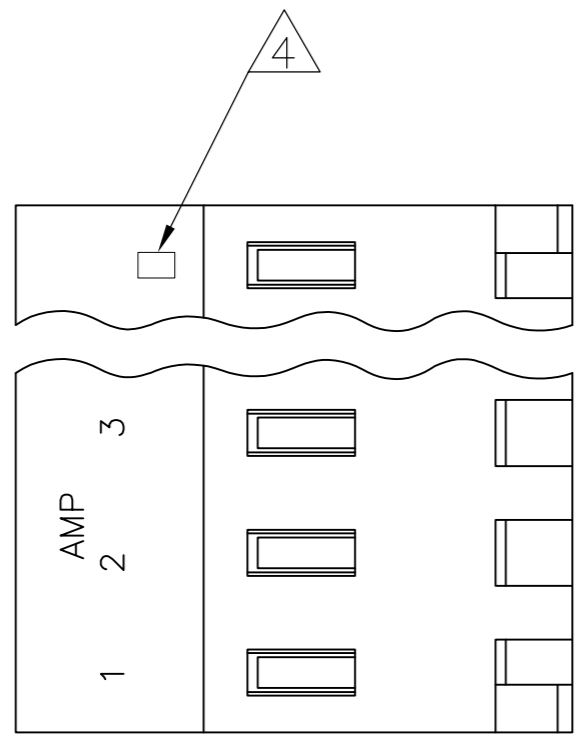


THIS DRAWING IS UNPUBLISHED. RELEASED FOR PUBLICATION
 © COPYRIGHT - By - TE CONNECTIVITY ALL RIGHTS RESERVED.

LOC	DIST	REVISIONS					
CM	00	P	LTR	DESCRIPTION	DATE	DWN	APVD
		G2		REVISED PER ECR-15-006687	21OCT2015	NK	NL



DIM A	NO OF CIRCUITS	PART NO
55.47 [2.184]	14	4-644662-4
47.55 [1.872]	12	4-644662-2
43.59 [1.716]	11	4-644662-1
39.62 [1.560]	10	4-644662-0
35.66 [1.404]	9	3-644662-9
31.70 [1.248]	8	3-644662-8
27.74 [1.092]	7	3-644662-7
23.77 [.936]	6	3-644662-6
19.81 [.780]	5	3-644662-5
15.85 [.624]	4	3-644662-4
11.89 [.468]	3	3-644662-3
7.92 [.312]	2	3-644662-2
55.47 [2.184]	14	1-644662-4
47.55 [1.872]	12	1-644662-2
43.59 [1.716]	11	1-644662-1
39.62 [1.560]	10	1-644662-0
35.66 [1.404]	9	644662-9
31.70 [1.248]	8	644662-8
27.74 [1.092]	7	644662-7
23.77 [.936]	6	644662-6
19.81 [.780]	5	644662-5
15.85 [.624]	4	644662-4
11.89 [.468]	3	644662-3
7.92 [.312]	2	644662-2

1 MATERIAL: CONNECTOR - NYLON UL94V-2 (RED) .
 CONTACTS - 0.30[.012] THICK COPPER ALLOY
 0.00076[.000030] GOLD THK OR 0.00008[.000003] MIN THK
 GOLD FLASH OVER 0.00068[.000027] THK PALLADIUM NICKEL,
 PER TE CONNECTIVITY'S DISCRETION. IN CONTACT
 AREA WITH MATTE TIN FOR 644662-2
 THRU 1-644662-4, MATTE WHISKER MITIGATED
 TIN FOR 3-644662-2 THRU 4-644662-4
 OVER NICKEL UNDERPLATE.

2 CONTACTS ACCEPT 22 AWG WIRE WITH 2.41[.095] MAX
 INSULATION DIAMETER.

3 CONTACTS MUST ACCEPT 1.14±0.03[.045±.001] SQUARE
 POST AND REMAIN LOCKED IN POSITION.

4 IDENTIFICATION NUMBER FOR LAST CIRCUIT MAY
 NOT APPEAR ON ALL ASSEMBLIES.

5 DIMENSIONS IN BRACKETS ARE IN INCHES.

6 HOUSING FEATURES ARE: CLOSED END WITH LOCKING RAMP
 AND POLARIZING TAB

7 OBSOLETE PARTS: OBSOLETE CIS STREAMLINING PER D.RENAUD/D.SINISI

7 SUPERSEDED BY 4-644662-4

7 SUPERSEDED BY 4-644662-2

7 SUPERSEDED BY 4-644662-1

7 SUPERSEDED BY 3-644662-7

THIS DRAWING IS A CONTROLLED DOCUMENT.		DWN N. GANNON 03 JUL 91		
DIMENSIONS: mm [INCHES]		CHK R. SWING 03 JUL 91		
TOLERANCES UNLESS OTHERWISE SPECIFIED:		APVD G. MILLER 03 JUL 91	NAME MTA-156 CONNECTOR ASSEMBLY, 22 AWG, STANDARD	
0 PLC ± -		PRODUCT SPEC 108-1051	SIZE A2	CAGE CODE 00779
1 PLC ± -		APPLICATION SPEC 114-1020	DRAWING NO C-644662	RESTRICTED TO -
2 PLC ± -		WEIGHT -	SCALE 4:1	SHEET 1 OF 1
3 PLC ± 0.13 [.005]		CUSTOMER DRAWING	REV G2	
4 PLC ± -				
ANGLES ± -				
FINISH				