

Data sheet | Item number: 210-840

Push-button marker; for frames, to be snapped in or glued in place; 27 x 27 mm; silver-colored

www.wago.com/210-840



Data

Technical data

Suitable	for Siemens push-button frame
Marking method	Thermal transfer
Marking	plain
Delivery form	Roll
Delivery form configuration	250 markers/reel; 1 line
Printing device	Smart Printer (Thermal Transfer Printer)

Physical data

Height	27 mm
Width	27 mm
Depth	0.65 mm
Marking surface	27 x 27 mm

Subject to changes. Please also observe the further product documentation!

WAGO GmbH & Co. KG
Hansastr. 27
32423 Minden
Phone: +49571 887-0 | Fax: +49571 887-169
Email: info.de@wago.com | Web: www.wago.com

Do you have any questions about our products?
We are always happy to take your call at +49 (571) 887-44222.

Mechanical Data

Mounting type	Snap-in or adhesive mounting
Smear resistance	in conjunction with 258-5005 Ink Ribbon

Material Data

Color	silver-colored
Material	Polyester
UV resistance	EN 60068-2-5:2010 Procedure B
Adhesive information	Acrylic; permanent; foamed
Halogen-free	Yes
Weight	120 g

Environmental requirements

Ambient temperature (storage)	≥+22 °C
Relative humidity	40 ... 50 %

Commercial data

ETIM 8.0	EC001288
ETIM 7.0	EC001288
PU (SPU)	1 pcs
Packaging type	bag
Country of origin	DK
GTIN	4055143965262
Customs tariff number	39191080888

Environmental Product Compliance

RoHS Compliance Status	Compliant, No Exemption
------------------------	-------------------------

Required accessories

Cover	
-------	--



Item no.: 210-841

Cover; for frames, snap-in type, 27 x 27 mm; halogen-free; transparent

www.wago.com/210-841

Subject to changes. Please also observe the further product documentation!

WAGO GmbH & Co. KG

Hansastr. 27

32423 Minden

Phone: +49571 887-0 | Fax: +49571 887-169

Email: info.de@wago.com | Web: www.wago.com

Do you have any questions about our products?

We are always happy to take your call at +49 (571) 887-44222.

Downloads

Documentation

Operating Instructions

210-852 Information on handling print material	1 2020 Aug 28	pdf 1.0 MB	Download
--	------------------	---------------	----------

Environmental Product Compliance

Compliance Search


Environmental Product Compliance 210-840 Push-button marker; for frames, to be snapped in or glued in place; 27 x 27 mm; silver-colored	URL	Download
---	-----	----------

Installation Notes


Stick on frame



Remove the push-button label from the carrier film.




Stick the push-button label onto the push-button frame.




WAGO's push-button label is attached to the push-button frame. A cover cannot be applied.

Subject to changes. Please also observe the further product documentation!

Snap into frame



Remove the push-button label from the carrier film. Press and hold the pre-punched carrier film on the back, on to the push-button frame.



Only the area of the push-button label outside the remaining carrier film is adhesive.



Optional: A cover may also be installed on a push-button frame equipped with latches.



Push-button label and cover are snapped on to the push-button frame.

Subject to changes. Please also observe the further product documentation!