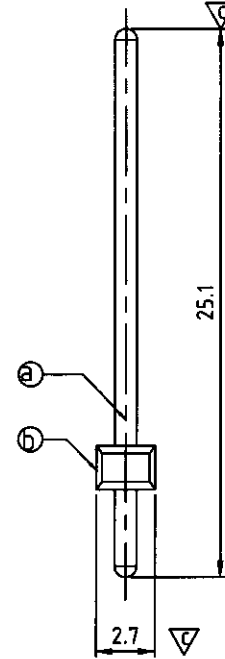
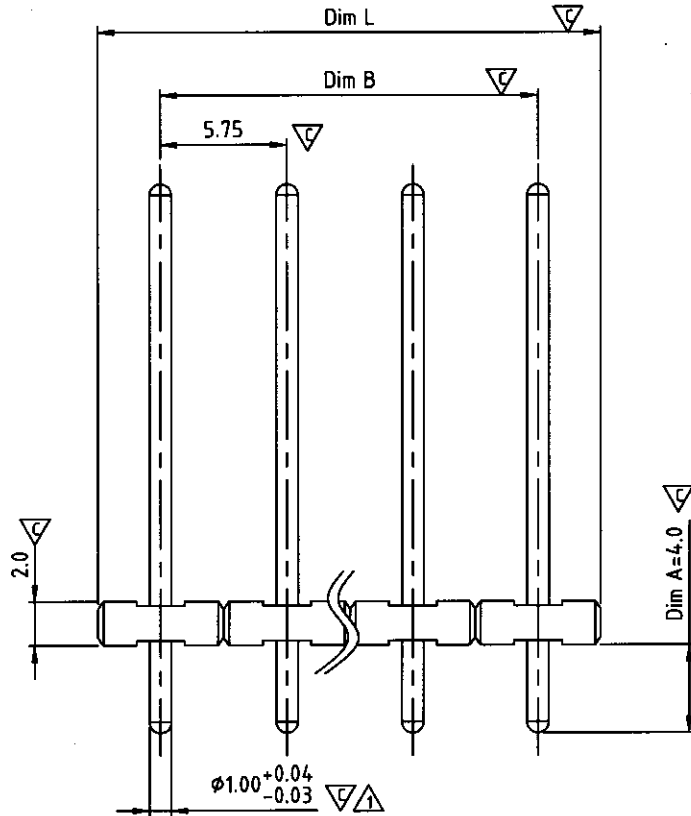


SIGN	DATE	DESCRIPTION	APPROVER
△	04/18/14	change the dimensional tolerance	Chen Bo
THIS IS CAD DRAWING, DO NOT REVISE MANUALLY!!!			



**Material**

- Contact Solder pin : Brass(CuZn) ,Tin plated
- Insulator (housing) : Thermoplastic (UL94V-0)

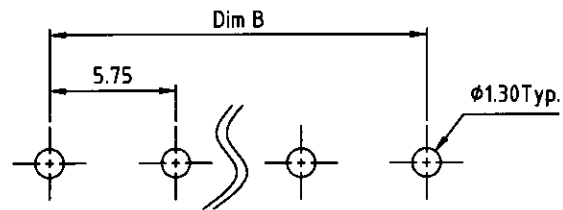
**Electrical UL**

- Voltage rating: 300V
- Current rating: 10A
- Withstanding Voltage: 1.6KV
- Operating temperature: -40°C to +115°C
- Soldering temperature: 260°C±5°C/5 Sec
- Safety Approval:
- Critical dimension: ▽



N = Number of poles  
 Dim L = N x 5.75  
 Dim B = (N-1) x 5.75

PART NO.	Tolerance
OP028U000001G	±0.10



P.C.B. LAYOUT

<b>ANYTEK</b>				<b>CUSTOMER COPY</b>	
ALL RIGHTS RESERVED. REPRODUCTION OR ISSUE TO THIRD PARTIES IN ANY FORM WHATSOEVER IS NOT PERMITTED WITHOUT WRITTEN AUTHORITY FROM THE PROPRIETOR. PROPERTY OF ANYTEK TECHNOLOGY CO., LTD					
TITLE		OP 5.75 Series Dim A=4.0mm (L=25.1mm, $\phi 1.00$ ) ( Pin尖 )			
PART NO.		DWG NO.		80P0740	
APPROVED	CHECKED	DESIGNED	DRAWN	CUST NO.	
		Chen Bo	Chen Bo		
		04/18/14	11/02/13		
SHEET: 01/01		UNIT: mm		Tolerance	
REV.: C		SCALE: NONE		X.	±0.50
				X.X	±0.30
				X.XX	±0.10
				X*	±1*