

THIS DRAWING IS UNPUBLISHED. RELEASED FOR PUBLICATION
 © COPYRIGHT BY TYCO ELECTRONICS CORPORATION. ALL INTERNATIONAL RIGHTS RESERVED.


| LOC | DIST | REVISIONS | | | | |
|-----|------|-------------|--|---------|------|----|
| P | LTR | DESCRIPTION | DATE | DWN | APVD | |
| DF | 00 | 0 | CONVERTED RADIALL DWG TO TYCO ACAD DWG | 11/03 | — | — |
| | | 1 | REVISED | 22APR10 | RF | JM |

1 FRONT & REAR INSULATORS: THERMOSET EPOXY PER ASTM D5948
 CONTACT RETENTION CLIPS: COPPER ALLOY PER ASTM B194
 REAR GROMMET & INTERFACIAL SEAL: FLUOROSILICONE ELASTOMER PER MIL-R-25988 B, EXCEPT 4.6.6.1

2 DATE CODE: YEAR & WEEK (YY WW)

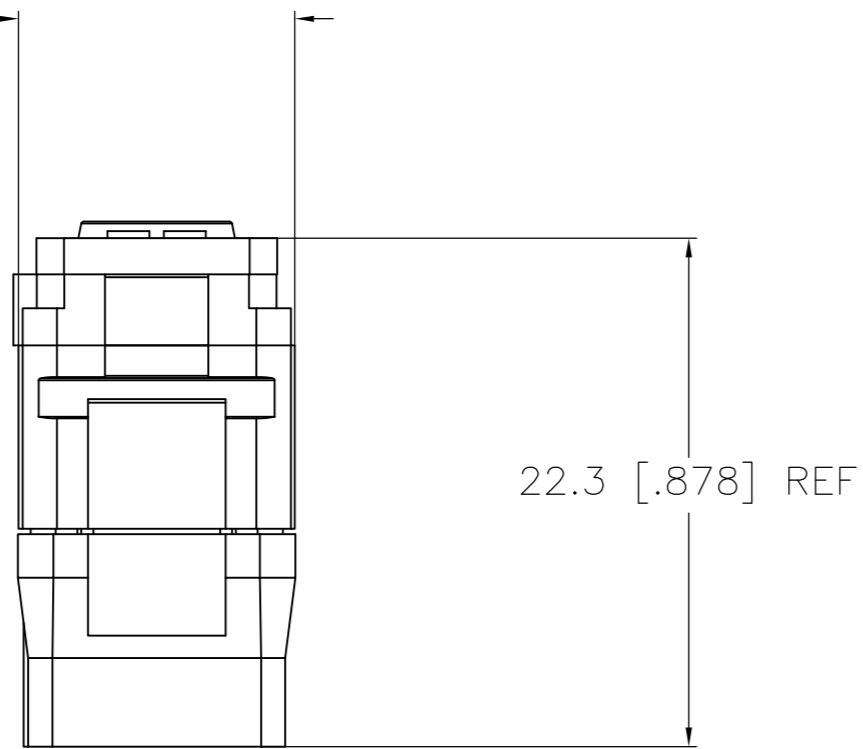
3. DESCRIPTIVE PART NUMBER: GPRBE20C1PA
 THIS INSERT CONTAINS:
 19 CAVITIES FOR SIZE 20 PIN CONTACTS
 1 CAVITY FOR SIZE 5 PIN CONTACTS

4. THIS PRODUCT IS SOLD BY TYCO ELECTRONICS
 UNDER A LICENSE FROM RADIALL SA.

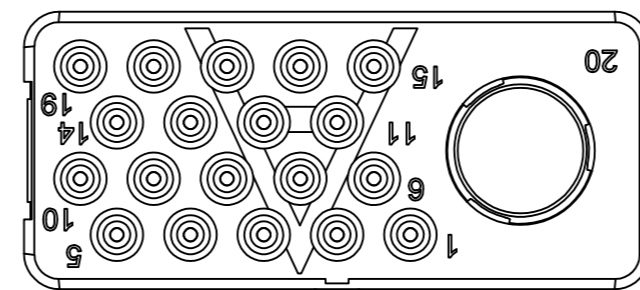
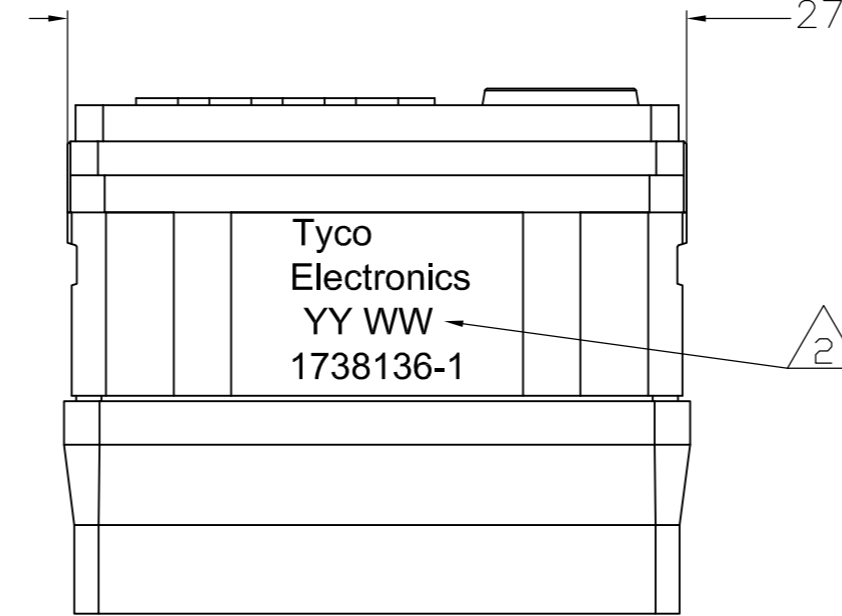


MATING FACE

12.05 [.474] / 12.01 [.473]



27 [1.063] / 26,96 [1.061]



THIS PRINT IS
PRELIMINARY
 UNQUALIFIED PRODUCT
 CONTACT PRODUCT ENGINEERING
 BEFORE USING THIS PRINT

1738136-1
 PART NUMBER

| | | | | |
|---|--|------------------|-------|---|
| THIS DRAWING IS A CONTROLLED DOCUMENT. | | DWN | NOV03 | Tyco Electronics Corporation Harrisburg, PA 17105-3608 |
| DIMENSIONS: mm [INCHES] | | CHK | NOV03 | |
| TOLERANCES UNLESS OTHERWISE SPECIFIED: | | APVD | NOV03 | |
| 0 PLC ± - 1 PLC ± - 2 PLC ± 0.05 [.002] 3 PLC ± - 4 PLC ± - ANGLES ± - | | PRODUCT SPEC | NAME | |
| MATERIAL | | APPLICATION SPEC | | SIZE |
| FINISH | | WEIGHT | | CAGE CODE |
| - | | - | | DRAWING NO |
| 1 | | CUSTOMER DRAWING | | RESTRICTED TO |
| | | SCALE 1:1 | | SHEET 1 OF 1 |
| | | REV 1 | | |