



Kontaktstift $\varnothing 2$ mm

Einsatzbereich: - 940 Kupplung

TE Teile Nr.: 61-0098-011-000

IC Ref. Nr.: 61.098.11

Elektrische Werte

Bemessungsstrom max. 8 A*
Durchgangswiderstand < 3 mOhm

Werkstoff

Kontakt Messing, vergoldet

Anschluss

Anschlussart/-bereich Crimp/ 0,1 - 0,5 mm²
max. Litzenaußendurchmesser $\varnothing 5,3$ mm
Abisolierlänge 8 mm
Crimpeinstellungen sind individuell zu wählen

Mechanische Werte

Steckzyklen 500

Werkzeuge (nicht im Lieferumfang enthalten)

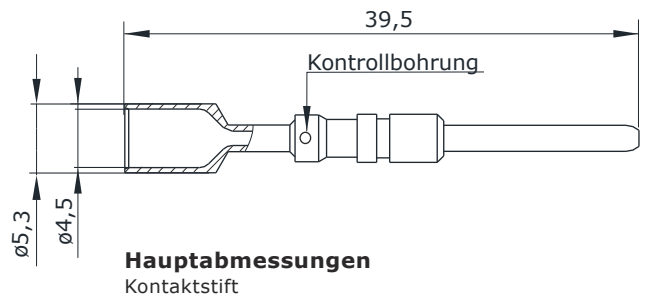

digitale Crimpzange TE Teile Nr.: C0-0236-000-000
IC Ref. Nr.: C0.236.00

(analoge Crimpzange TE Teile Nr.: C0-0201-000-000
IC Ref. Nr.: C0.201.00)

(Positioniereinsatz für 2 mm Kontakte TE Teile Nr.: C0-0004-000-000
IC Ref. Nr.: C0.004.00)

Crimpmaschine TE Teile Nr.: WA-1672-000-000
IC Ref. Nr.: WA10672

Digitaler Crimpeinsatz, mittel TE Teile Nr.: C0-0373-000-000
IC Ref. Nr.: C0.373.00



Hauptabmessungen
Kontaktstift





Contact Pin \varnothing 2 mm

for: - 940 Extension

TE part number: 61-0098-011-000

IC reference number: 61.098.11

Electrical Data

rated current max. 8 A*
contact resistance < 3 mOhm

Material

contact brass, gold plated

Termination

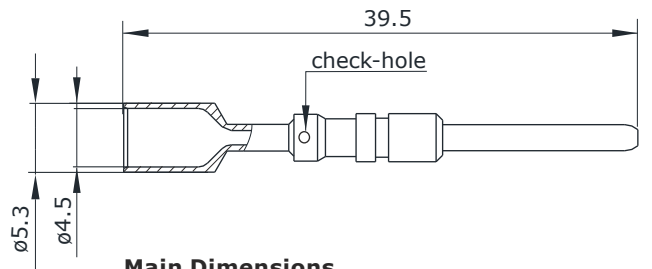

cross-section crimp/ 0.1 - 0.5 mm²
max. outer wire diameter \varnothing 5.3 mm
stripping length 8 mm
crimp settings select individually

Mechanical Data

mating cycles 500

Tools (not part of product content)

digital crimping tool	TE part no.: C0-0236-000-000 IC ref. no.: C0.236.00
(analog crimping tool	TE part no.: C0-0201-000-000 IC ref. no.: C0.201.00)
(positioner for 2 mm contacts	TE part no.: C0-0004-000-000 IC ref. no.: C0.004.00)
crimping machine	TE part no.: WA-1672-000-000 IC ref. no.: WA10672
digital crimp insert, medium	TE part no.: C0-0373-000-000 IC ref. no.: C0.373.00



Y6-E305-000-0EN issued: 01.08.2013/VE; modified: 10.10.2018/RN

© 2018 TE Connectivity

TE Connectivity, TE connectivity (logo), intercontec (logo) and speedtec are trademarks.

While TE Connectivity (TE) has made every reasonable effort to ensure the accuracy of the information in this presentation, TE does not guarantee that it is error-free, nor does TE make any other representation, warranty or guarantee that the information is accurate, correct, reliable or current. TE reserves the right to make any adjustments to the information contained herein at any time without notice. TE expressly disclaims all implied warranties regarding the information contained herein, including, but not limited to, any implied warranties of merchantability or fitness for a particular purpose. The dimensions in this article are for reference purposes only and are subject to change without notice. Specifications are subject to change without notice. Consult TE for the latest dimensions and design specifications.

TE Connectivity Industrial GmbH
Bernrieder Straße 15
94559 Niederwinkling, Germany
+49 9962 2002 - 0
intercontec@te.com
www.intercontec.biz



* for max. wire cross-section