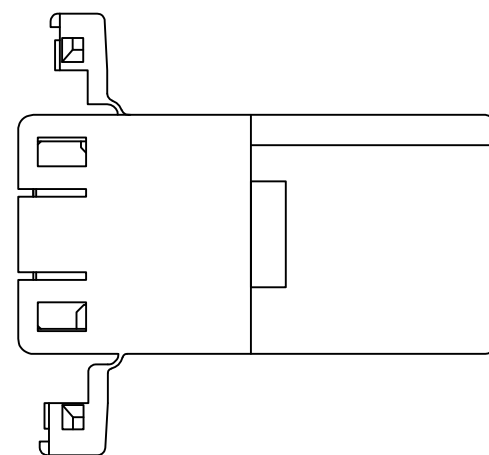
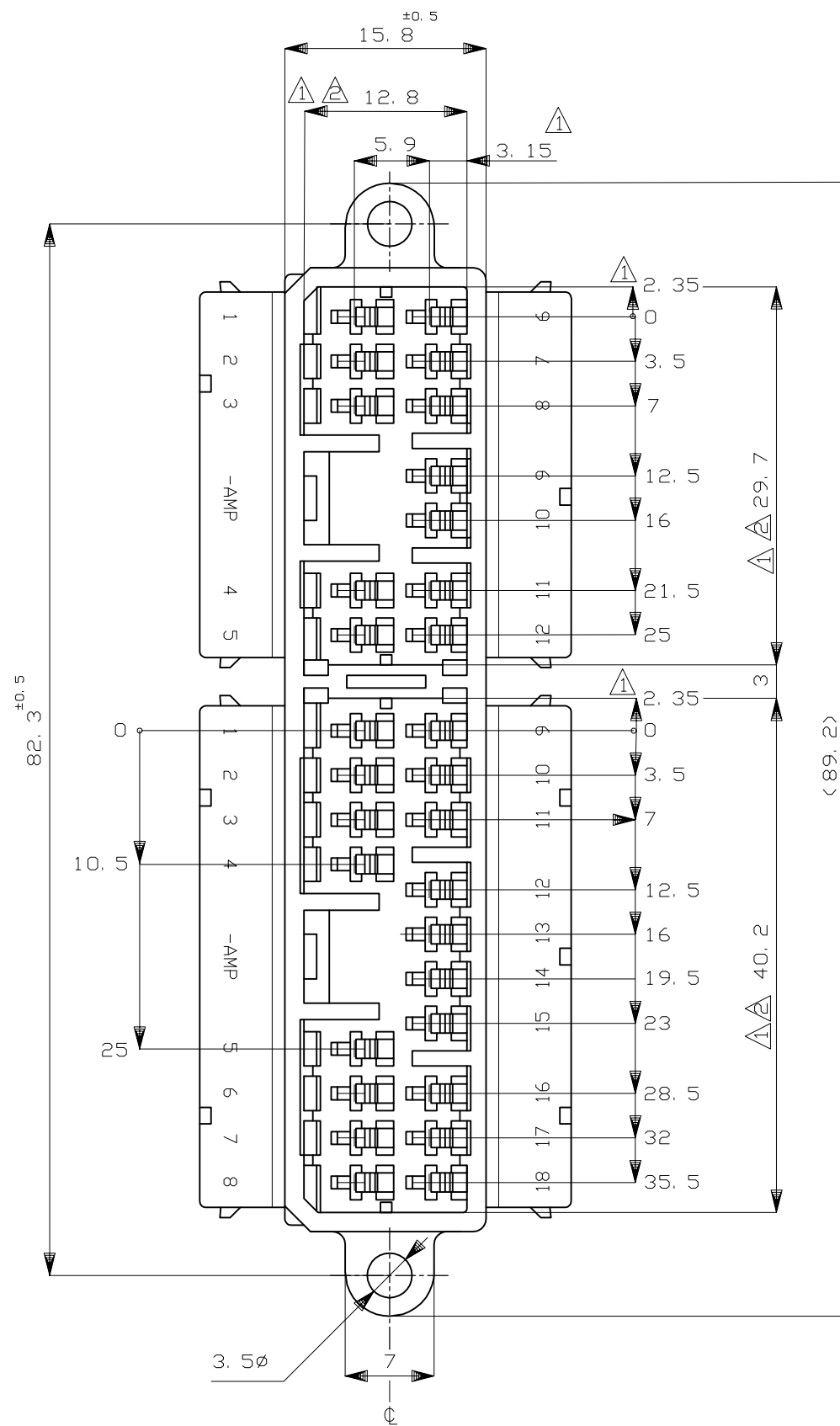
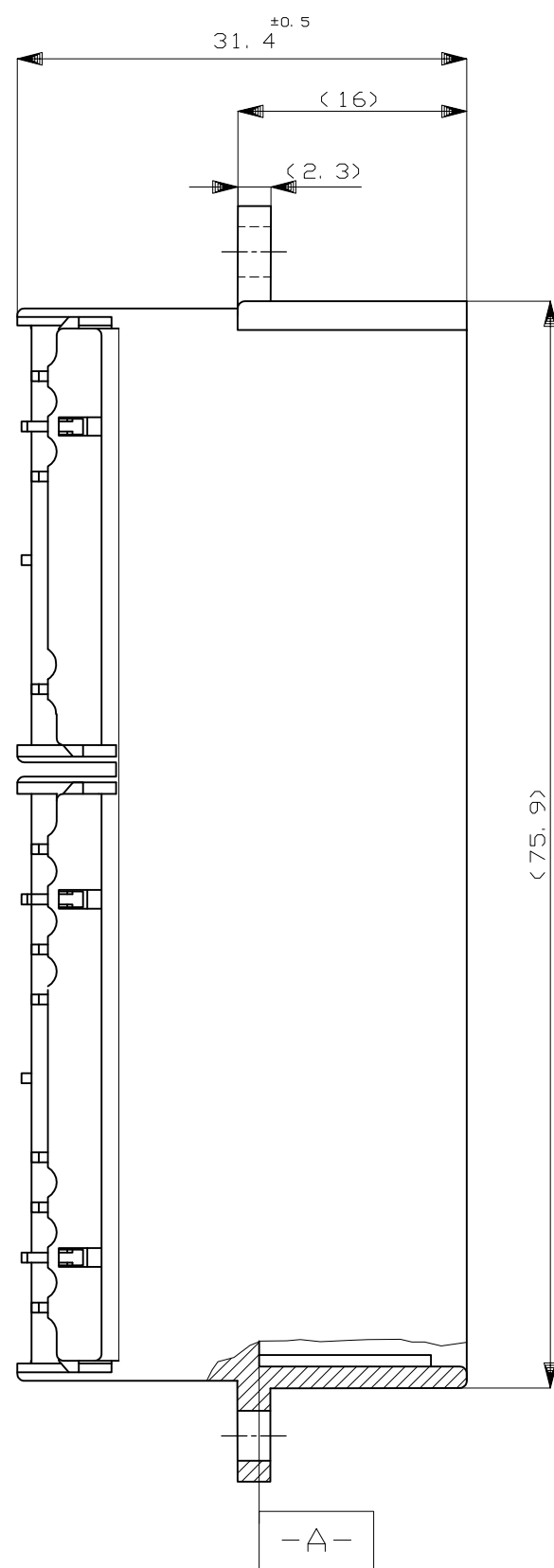


THIS DRAWING IS UNPUBLISHED. RELEASED FOR PUBLICATION
 © COPYRIGHT - TE Connectivity ALL RIGHTS RESERVED.

REVISIONS					
P	LTR	DESCRIPTION	DATE	DWN	APVD
A		REVISED	ECR-17-015588	24OCT2017	TS HY



- ① -A- 面より2mmの範囲で測定。
 - ② 相手ハウジングと所定の機能を満足して嵌合できること。
 - 3. 内装するタブコンタクト型番; 173633, 173645
 - 4. 嵌合相手ハウジング型番; 173851, 173853
-
- ① MUST BE KEPT BETWEEN -A- AND 2.
 - ② TO BE MATED WITH THE PLUG HOUSING SMOOTHLY.
 - 3. APPLIED TAB CONTACT PART NUMBER; 173633, 173645
 - 4. APPLIED PLUG HOUSING PART NUMBER; 173851, 173853

174939

WHITE 白	1-174939-1
COLOR 色	PART NUMBER 型番

TOLERANCE UNLESS OTHERWISE SPECIFIED:
 一般公差

0 < x ≤ 10	±0.2
10 < x ≤ 30	±0.25
30 < x ≤ 100	±0.3
ANGLE	±3°
角度	

THIS DRAWING IS A CONTROLLED DOCUMENT.		DWN K.SUZUKI 3/29'89			
DIMENSIONS: mm		CHK T.SAGAWA 3/30'89			
TOLERANCES UNLESS OTHERWISE SPECIFIED:		APVD S.ISOHATA 7/4'89			
MATERIAL: PBT		FINISH: -			
NAME		070 SERIES MULTI-LOCK CONNECTOR 30POSITION CAP HOUSING (W-W)			
SIZE		CAGE CODE	DRAWING NO	RESTRICTED TO	
CUSTOMER DRAWING		A2 00779	C=174939	-	
SCALE		SHEET	REV		
2:1		1 of 1	A		