

Solenoid driver - MACX MCR-EX-SL-SD-21-25-LFD - 2905669

Please be informed that the data shown in this PDF Document is generated from our Online Catalog. Please find the complete data in the user's documentation. Our General Terms of Use for Downloads are valid (<http://phoenixcontact.com/download>)




Ex i solenoid driver for controlling Ex i solenoid valves in hazardous areas, logic input, off-load voltage 21.1 V, current limitation at 25.1 mA, line fault transparency, error message output, up to SIL 3 according to IEC 61508; screw connection.

Your advantages

- ✓ Input: logic
- ✓ Output: intrinsically safe [Ex ia]; off-load voltage > 21.1 V DC; current limitation > 25.1 mA
- ✓ Line fault detection (can be enabled/disabled), via the signal circuit or via a separate error message output
- ✓ Transparent for test pulses
- ✓ Up to SIL 3 according to IEC/EN 61508
- ✓ Safe electrical isolation between output, input, supply, and error message output
- ✓ Power supply and error indication possible via DIN rail connector
- ✓ Plug-in connection terminals, screw connection technology
- ✓ Installation in zone 2 permitted
- ✓ Housing width: 12.5 mm



Key Commercial Data

Packing unit	1 pc
GTIN	 4 046356 985079
GTIN	4046356985079

Technical data

Note

Utilization restriction	EMC: class A product, see manufacturer's declaration in the download area
-------------------------	---

Dimensions

Width	12.5 mm
Height	112.5 mm

Solenoid driver - MACX MCR-EX-SL-SD-21-25-LFD - 2905669

Technical data

Dimensions

Depth	114.5 mm
-------	----------

Ambient conditions

Ambient temperature (operation)	-20 °C ... 60 °C (Any mounting position)
Ambient temperature (storage/transport)	-40 °C ... 80 °C
Maximum altitude	≤ 2000 m
Permissible humidity (operation)	10 % ... 95 % (non-condensing)
Degree of protection	IP20
Noise immunity	EN 61000-6-2 When being exposed to interference, there may be minimal deviations.

Input data

Signal input	Signal input
--------------	--------------

Output data

Output characteristic curve: Output resistor	≥ 641 Ω (Internal resistance R _i)
Response time	< 30 ms

Power supply

Nominal supply voltage	24 V DC
Supply voltage range	19.2 V DC ... 30 V DC (24 V DC -20%...+25%)
Power dissipation	< 0.8 W

Connection data

Connection method	Screw connection
Stripping length	7 mm
Conductor cross section solid	0.2 mm ² ... 2.5 mm ²
Conductor cross section flexible	0.2 mm ² ... 2.5 mm ²
Conductor cross section AWG	24 ... 14
Torque	0.5 Nm ... 0.6 Nm

Connection data 2

Connection name	Test socket
Max. diameter	2.3 mm

General

No. of channels	1
Status display	Green LED (supply voltage) LED yellow (switching state) Red LED (line errors)
Degree of pollution	2
Overvoltage category	II
Electromagnetic compatibility	Conformance with EMC directive
Interference emission	EN 61000-6-4
Housing material	PA 6.6-FR

Solenoid driver - MACX MCR-EX-SL-SD-21-25-LFD - 2905669

Technical data

General

Color	gray
Designation	Output/input, error message output
Electrical isolation	375 V (Peak value in accordance with EN 60079-11)
	300 V _{rms} (Rated insulation voltage (overvoltage category II; degree of pollution 2, safe isolation as per EN 61010-1))
	2.5 kV (50 Hz, 1 min., test voltage)
Designation	Output/supply, DIN rail connector
Electrical isolation	375 V (Peak value in accordance with EN 60079-11)
	300 V _{rms} (Rated insulation voltage (overvoltage category II; degree of pollution 2, safe isolation as per EN 61010-1))
	2.5 kV (50 Hz, 1 min., test voltage)
Designation	Input/error message output/supply
Electrical isolation	1.5 kV (50 Hz, 1 min., test voltage)
Conformance	CE-compliant, additionally EN 61326
ATEX	# II (1) G [Ex ia Ga] IIC
	# II (1) D [Ex ia Da] IIIC
	# II 3(1) G Ex nA [ia Ga] IIC T4 Gc X
IECEX	[Ex ia Ga] IIC
	[Ex ia Da] IIIC
	Ex nA [ia Ga] IIC T4 Gc
UL, USA/Canada	UL 61010 Listed
SIL	3

Safety data

Max. internal inductance L _i	negligible
Max. internal capacitance C _i	11 nF
Max. output voltage U _o	23.98 V
Max. output current I _o	37.4 mA
Max. output power P _o	224 mW
Group	IIC
Max. external inductivity L _o	22 mH
Max. external capacity C _o	110 nF
Group	IIB
Max. external inductivity L _o	100 mH
Max. external capacity C _o	910 nF
Group	IIA
Max. external inductivity L _o	200 mH
Max. external capacity C _o	3330 nF
Safety-related maximum voltage U _m	253 V AC/DC

Standards and Regulations

Electromagnetic compatibility	Conformance with EMC directive
-------------------------------	--------------------------------

Solenoid driver - MACX MCR-EX-SL-SD-21-25-LFD - 2905669

Technical data

Standards and Regulations

Noise emission	EN 61000-6-4
Conformance	CE-compliant, additionally EN 61326
ATEX	# II (1) G [Ex ia Ga] IIC
	# II (1) D [Ex ia Da] IIIC
	# II 3(1) G Ex nA [ia Ga] IIC T4 Gc X
IECEX	[Ex ia Ga] IIC
	[Ex ia Da] IIIC
	Ex nA [ia Ga] IIC T4 Gc
UL, USA/Canada	UL 61010 Listed
DNV GL-Temperature	B
DNV GL-Humidity	B
DNV GL-Vibration	A
DNV GL-EMC	A
DNV GL-Enclosure	Required protection according to the Rules shall be provided upon installation on board
Group	IIC
	IIB
	IIA

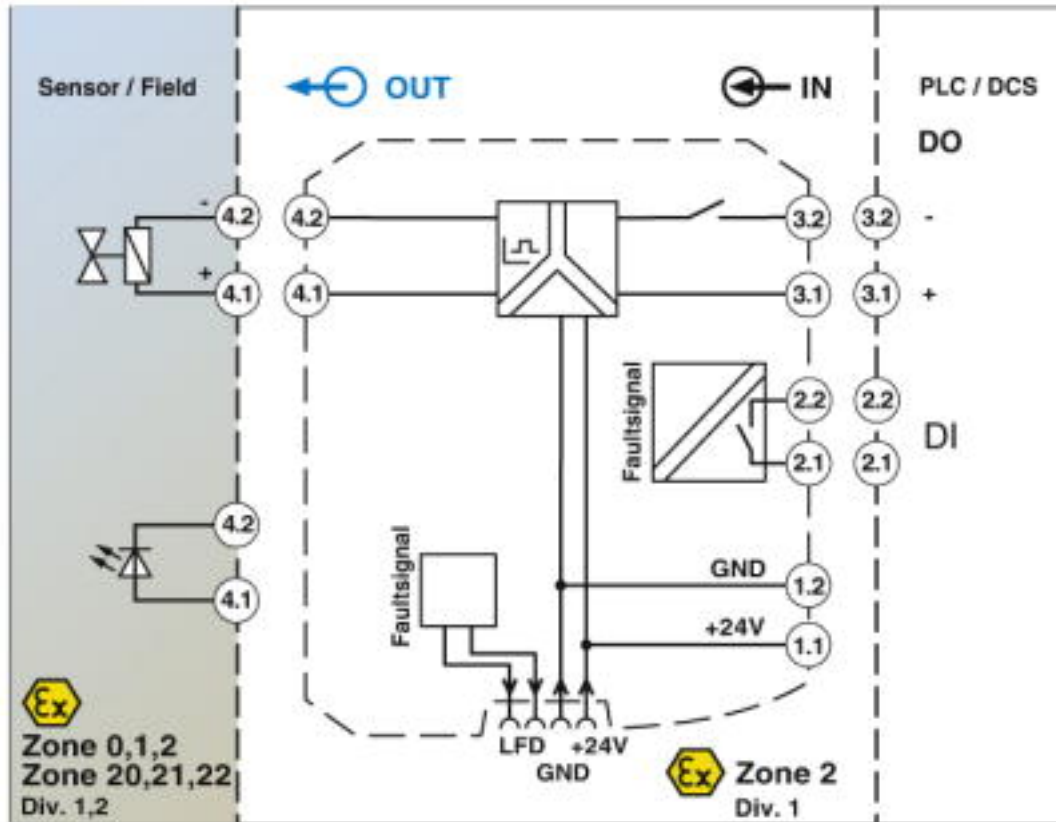
Environmental Product Compliance

China RoHS	Environmentally Friendly Use Period = 50
	For details about hazardous substances go to tab "Downloads", Category "Manufacturer's declaration"

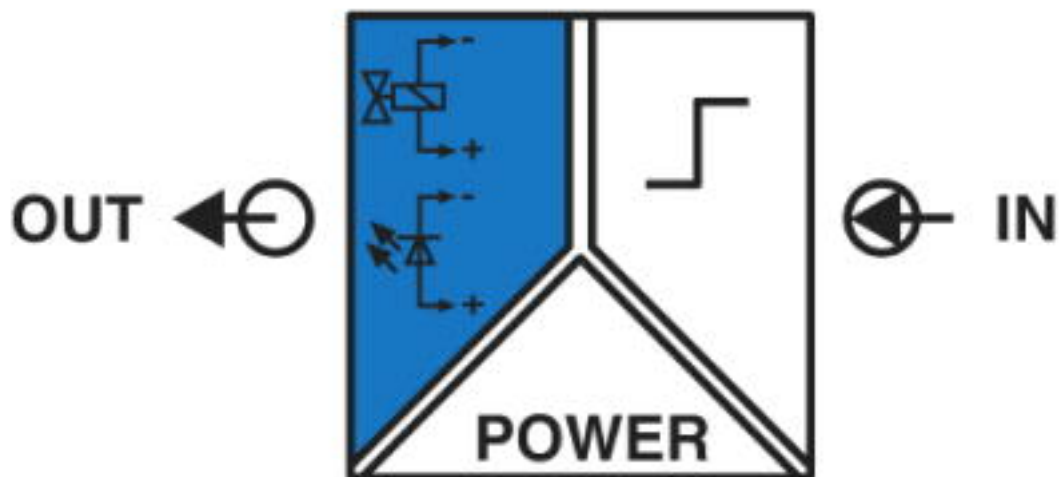
Drawings

Solenoid driver - MACX MCR-EX-SL-SD-21-25-LFD - 2905669

Block diagram



Pictogram



Approvals

Approvals

Solenoid driver - MACX MCR-EX-SL-SD-21-25-LFD - 2905669

Approvals



Approvals

Functional Safety / EAC / DNV GL

Ex Approvals

IECEX / ATEX

Approval details

Functional Safety		BVS Pb 11/13	
EAC		RU C- DE.A*30.B.01082	
DNV GL		https://approvalfinder.dnvgl.com/	TAA000020C

Phoenix Contact 2019 © - all rights reserved
<http://www.phoenixcontact.com>

PHOENIX CONTACT GmbH & Co. KG
Flachsmarktstr. 8
32825 Blomberg
Germany
Tel. +49 5235 300
Fax +49 5235 3 41200
<http://www.phoenixcontact.com>