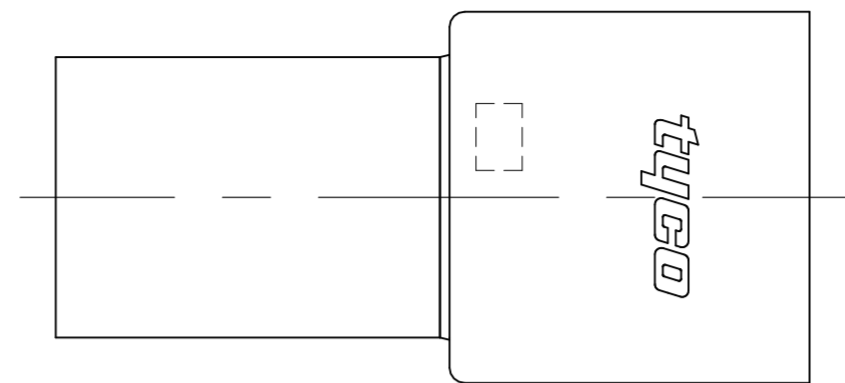


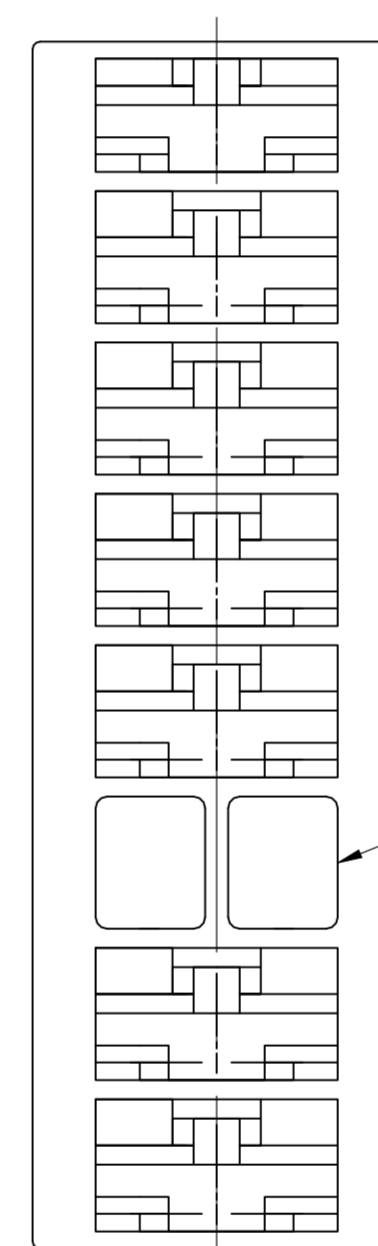
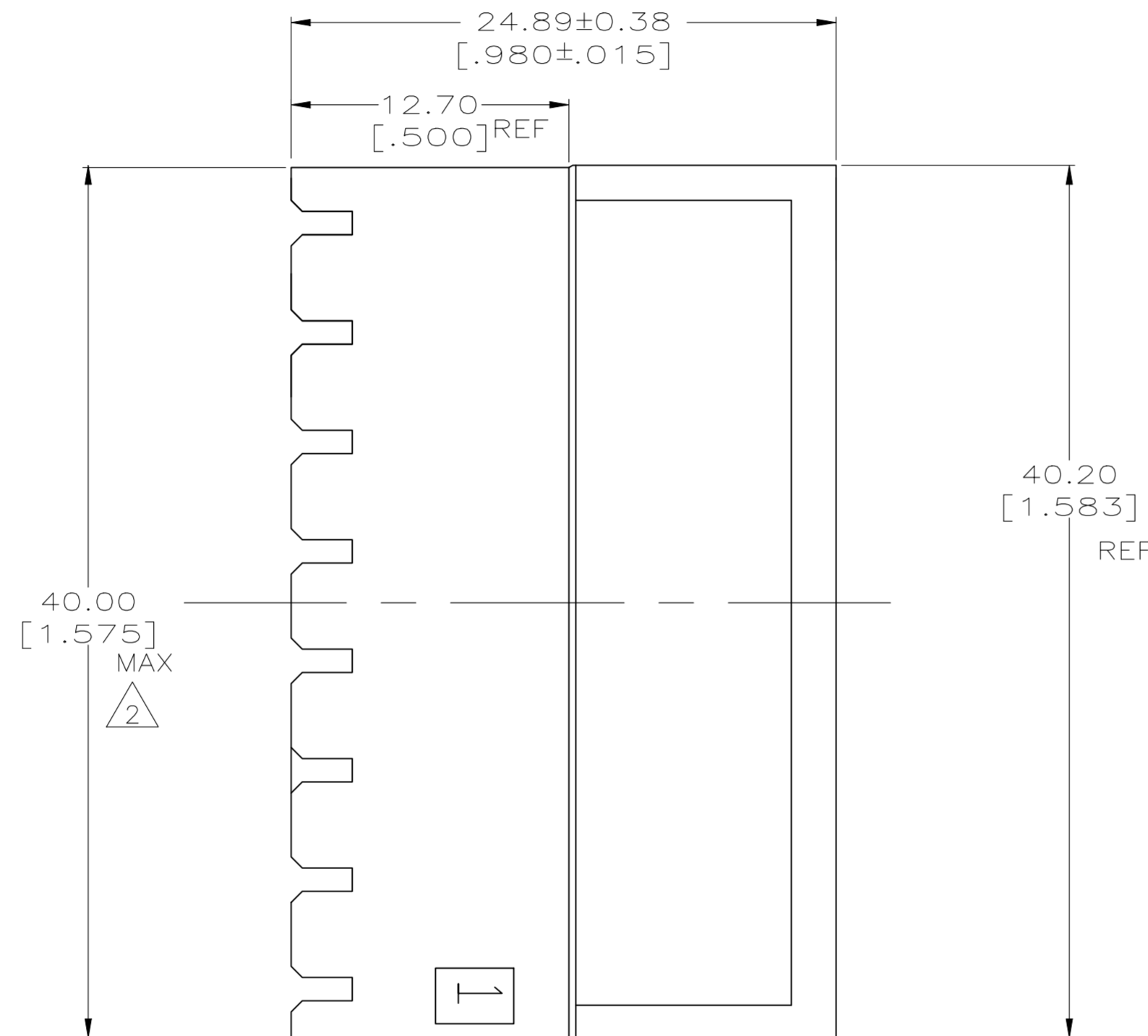
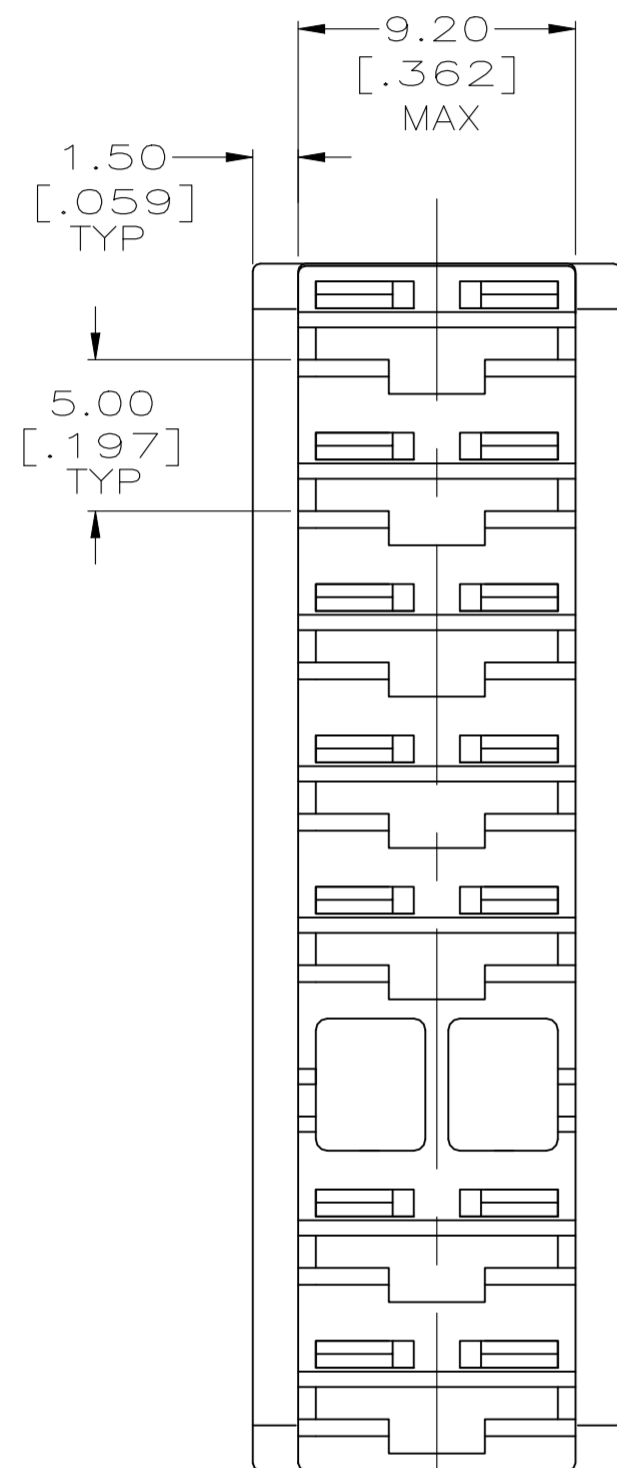
THIS DRAWING IS UNPUBLISHED. RELEASED FOR PUBLICATION
 © COPYRIGHT - By - ALL RIGHTS RESERVED.

LOC	DIST	REVISIONS			
P	LTR	DESCRIPTION	DATE	DWN	APVD
AF	50	B2	REVISED PER ECR-22-158960	22DEC2022	SM FL



- 1 ACCEPTS RECEPTACLE CONTACTS AND WIRE RANGES:
- | PART NUMBER | WIRE RANGE |
|-------------|---|
| 1217378 | 22 - 18 AWG |
| 1217094 | 18 - 14 AWG OR A COMBINATION OF (TWO #18'S) |
| 1217095 | 16 - 12 AWG OR A COMBINATION OF (TWO #18'S OR TWO #16'S OR AN #18 AND #16). |

- 2 HOUSING WIDTH MEASURED ACROSS CIRCUITS AT CENTERLINE DATUM [-A-].
- 3 PRELIMINARY - NOT FOR PRODUCTION



BLOCKED CIRCUIT POSITION
SEE TABLE BELOW

5 & 6	BLUE	NONE	NONE	521796-5
6 & 7	BLUE	NONE	NONE	3 521796-4
3	BLUE	NONE	NONE	3 521796-3
2 & 3	BLUE	NONE	NONE	3 521796-2
NONE	BLUE	NONE	NONE	521796-1
BLOCKED POSITION #	COLOR	KEYING FEATURE	POLARIZATION FEATURE	PART NUMBER

THIS DRAWING IS A CONTROLLED DOCUMENT.

DWN	R FLAIG	21FEB2005
CHK	R LONDON	21FEB2005
APVD	R LONDON	21FEB2005
PRODUCT SPEC	-	
APPLICATION SPEC	-	
WEIGHT	-	
CUSTOMER DRAWING	-	

TE Connectivity

HOUSING, RECEPT, POSITIVE-LOCK, MKIII, 6.35 [.250] SERIES, 8 POSITION

SIZE	A2	CAGE CODE	00779	DRAWING NO	C=521796	RESTRICTED TO	-
SCALE	4:1	SHEET	1	OF 1	REV	B1	