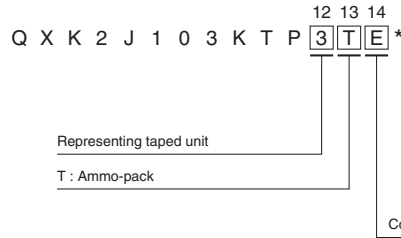



## Taped Capacitors for Automatic Insertion Systems

### Type numbering system



Code	Taping Style	Lead-to-lead distance (F)	Pitch of component (P)
A	A	5.0	12.7
L	L	5.0	15.0
M	M	5.0	25.4
E	E	7.5	15.0
R	R	7.5	30.0



### \*QXK-(ZH) Type numbering system

- the 12th digit = 3
- the 13th digit = Z
- the 14th digit = H
- the 15th digit = T
- the 16th digit = Style Code

One example : QXK2J103KTP3ZHTR

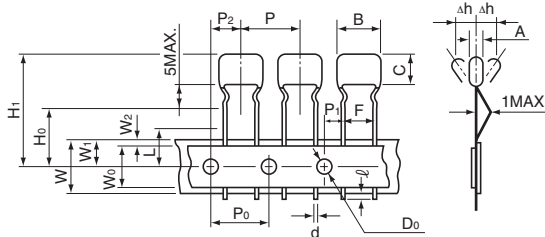
### Dimensions

Item	Symbol	Dimensions (mm)					
		A	L	M	E	R	Tolerance
Pitch of component	P	12.7	15.0	25.4	15.0	30.0	± 1.0
Feed hole pitch	P <sub>0</sub>	12.7	15.0	25.4	15.0	30.0	± 0.3
Feed hole pitch	P' <sub>0</sub>	-	-	12.7	-	15.0	± 0.3
Distance between hole and lead wire	P <sub>1</sub>	3.85	5.0	3.85	3.75	3.75	± 0.7
Distance between hole and component	P <sub>2</sub>	6.35	7.5	6.35	7.5	7.5	± 1.3
Lead-to-lead distance	F	5.0	5.0	5.0	7.5	7.5	± 0.8
Tilt of component	Δh	0 ± 2.0					
Tape width	W	18 ± 0.3					
Hold-down tape width	W <sub>0</sub>	12.5 MIN.					
Slip out of hole	W <sub>1</sub>	9.0 ± 0.5					
Slip out of hold-down tape	W <sub>2</sub>	3.0 MAX.					
Lead-wire clinch height	H <sub>0</sub>	16.0 ± 0.5					
Length of cut lead	ℓ	2.0 MAX.					
Feed hole diameter	D <sub>0</sub>	4.0 ± 0.2					
Total tape thickness	t	0.7 ± 0.2					
Cut length of rejected component	L	11.0 MAX.					
Upper side position	H <sub>1</sub>	H <sub>0</sub> + 5 + C					

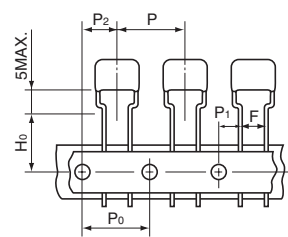
- Note
- 1) Measuring positions for P<sub>1</sub>, F, and H<sub>0</sub> shall be at the lower part of lead wire clinch.
  - 2) Consecutive omissions due to rejected components shall be allowed up to 1 piece, provided that the first one after turn-up shall be with no taping and not be counted among the omission numbers.
  - 3) When connecting tapes, both of front and back sides shall be stuck with hold-down tape.
  - 4) At the start and end of taping, empty feeding shall be corresponding to more than 8, and less than 11 pieces.
  - 5) Marking shall be allowed at either side of components.

### Taping specifications

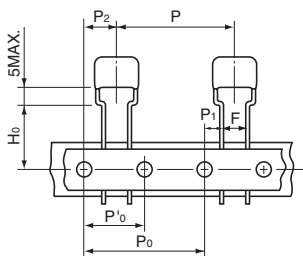
Style A (Code : A)



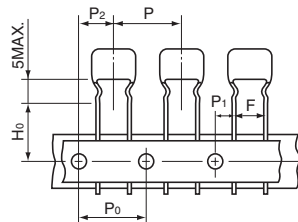
Style L (Code : L)



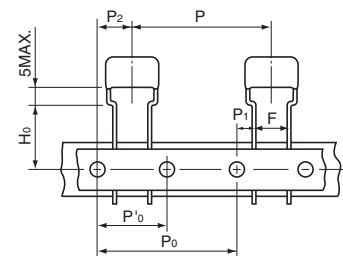
Style M (Code : M)



Style E (Code : E)



Style R (Code : R)



The order quantity must be in multiples of the base quantity.

## Order quantity (Taping)

(μF) Cap.	series W.V. Code	QXK-(ZH)									QXK									QXL					
		250VDC			400VDC			630VDC			250VDC			400VDC			630VDC			125VAC			250VAC		
		Style	Quantity	Case Code	Style	Quantity	Case Code	Style	Quantity	Case Code	Style	Quantity	Case Code	Style	Quantity	Case Code	Style	Quantity	Case Code	Style	Quantity	Case Code	Style	Quantity	Case Code
0.01	103							R	1000	3	A	1000	1	A	1000	1	E	1000	1				E	1000	1
0.015	153								↓	↓					↓	↓									↓
0.022	223				E	1000	2		500	1				E		2				E	1000	1			2
0.033	333				↓	↓	↓		↓	↓													↓		↓
0.047	473	L	1000	2	R		3			4												2			3
0.068	683		↓	↓		500	1										R	500	3				↓	R	500
0.1	104		↓	↓		↓	↓		400	↓													3		4
0.15	154	M	500				4						2	R	500	3									↓
0.22	224			3							L	3			↓	↓			300				4		300
0.33	334						400								400	4					R	500			
0.47	474			4			300				M	500	2			↓						400			
0.68	684												4									300			
1.0	105		↓	↓																					
1.5	155											400	↓												

(μF) Cap.	series W.V. Code	QXP											
		250VDC			400VDC			630VDC			800VDC		
		Style	Quantity	Case Code	Style	Quantity	Case Code	Style	Quantity	Case Code	Style	Quantity	Case Code
0.01	103							R	1000	3	R	1000	3
0.015	153								↓	↓		500	1
0.022	223				R	1000	3		500	1			↓
0.033	333				↓	↓	↓		↓	↓			4
0.047	473	R	1000	3		500	1			4			400
0.068	683		↓	↓		↓	↓		↓	↓			↓
0.1	104		500	1		400	4		400				300
0.15	154		↓	↓		↓	↓		300	↓			↓
0.22	224		400	4		300							
0.33	334		↓	↓		↓	↓						
0.47	474		300	4									
0.68	684		↓	↓									

■ Packing Quantity (Ammo-Pack)

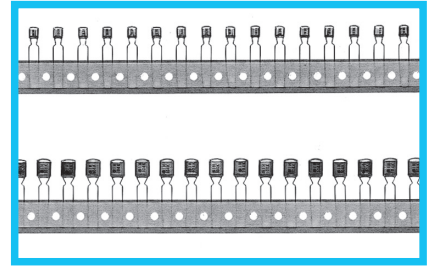
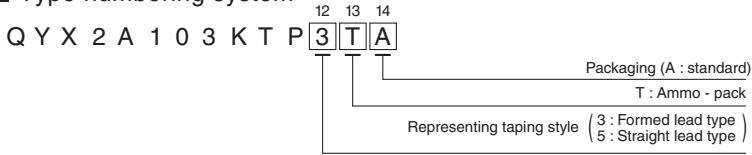
Case code	Size	A	B	C
No.1		330	235	55
No.2		330	300	55
No.3		330	330	55
No.4		350	360	62

## Order quantity (Bulk)

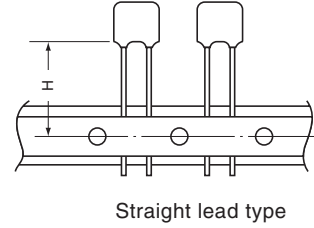
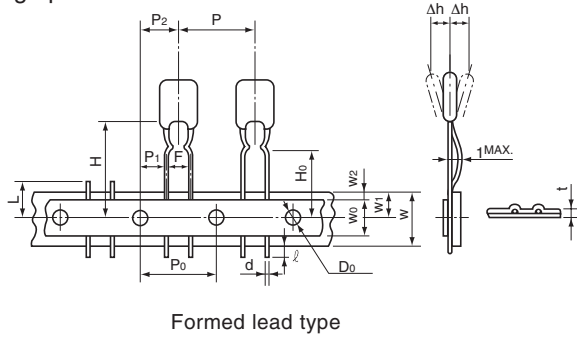
(μF) Cap.	series W.V. Code	QXK-(ZH)			QXK			QXP				QXT		QXL		QAK			QAP				
		250VDC	400VDC	630VDC	250VDC	400VDC	630VDC	250VDC	400VDC	630VDC	800VDC	400VDC	630VDC	125VAC	250VAC	250VDC	400VDC	630VDC	250VDC	400VDC	630VDC		
0.0068	682													1000									
0.01	103			1000	1000	1000	1000				1000	1000	1000			1000							
0.015	153																						
0.022	223		1000							1000					1000								
0.033	333																						
0.047	473	1000						1000															
0.068	683																						
0.1	104																						
0.15	154																						
0.22	224				800																		
0.33	334																						
0.47	474																						
0.68	684																						
1.0	105																						
1.5	155																						
2.2	225	800																					
3.3	335	600																					
4.7	475																						
6.8	685																						
10.0	106																						

## Taped Capacitors for Automatic Insertion Systems (QYX)

### Type numbering system



### Taping specifications



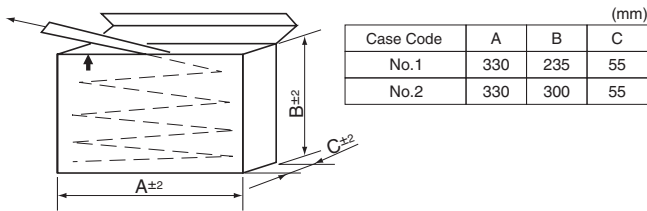
### Dimensions

Item	Symbol	Dimensions (mm)	
		Dimensions	Dimensions
Pitch of component	P	12.7	± 1.0
Feed hole pitch	P <sub>0</sub>	12.7	± 0.3
Distance between hole and lead wire	P <sub>1</sub>	3.85	± 0.7
Distance between hole and component	P <sub>2</sub>	6.35	± 1.3
Lead-to-lead distance	F	5.0	+ 0.8 - 0.2
Tilt of component	Δh	0	± 2.0
Tape width	W	18.0	+ 1.0 - 0.5
Hold down tape width	W <sub>0</sub>	15.0	+ 0.5 - 2.5
Slip out of hole	W <sub>1</sub>	9.0	± 0.5

Item	Symbol	Dimensions (mm)	
		Dimensions	Tolerance
Slip out of hold down tape	W <sub>2</sub>	2.5	MAX.
Height of component from tape center	* H	20.0 (16.0)	± 0.75
Lead-wire clinch height	H <sub>0</sub>	16.0	± 0.5
Length of cut lead	ℓ	2.0	MAX.
Feed hole diameter	D <sub>0</sub>	4.0	± 0.2
Total tape thickness	t	0.7	± 0.2
Cut length of rejected component	L	11.0	MAX.
Lead wire diameter	φd	0.5	± 0.05

\* Straight lead type is available only for 5mm lead pitch on "QYX" series, and "H" dimension will be 16mm.

### Packaging Quantity (Ammo-pack)



Series	Cap.range (μF)	Q'ty/Case (pcs.)	Case code
QYX (50V)	0.001 to 0.0015	2,000	1
	0.0022 to 0.022	2,000	2
	0.033 to 0.068	1,000	1
	0.1 to 0.22	1,000	2
QYX (100V)	0.001 to 0.0068	2,000	1
	0.01 to 0.022	2,000	2
	0.033 to 0.068	1,000	1
	0.1	1,000	2

The order quantity must be in multiples of the base quantity.