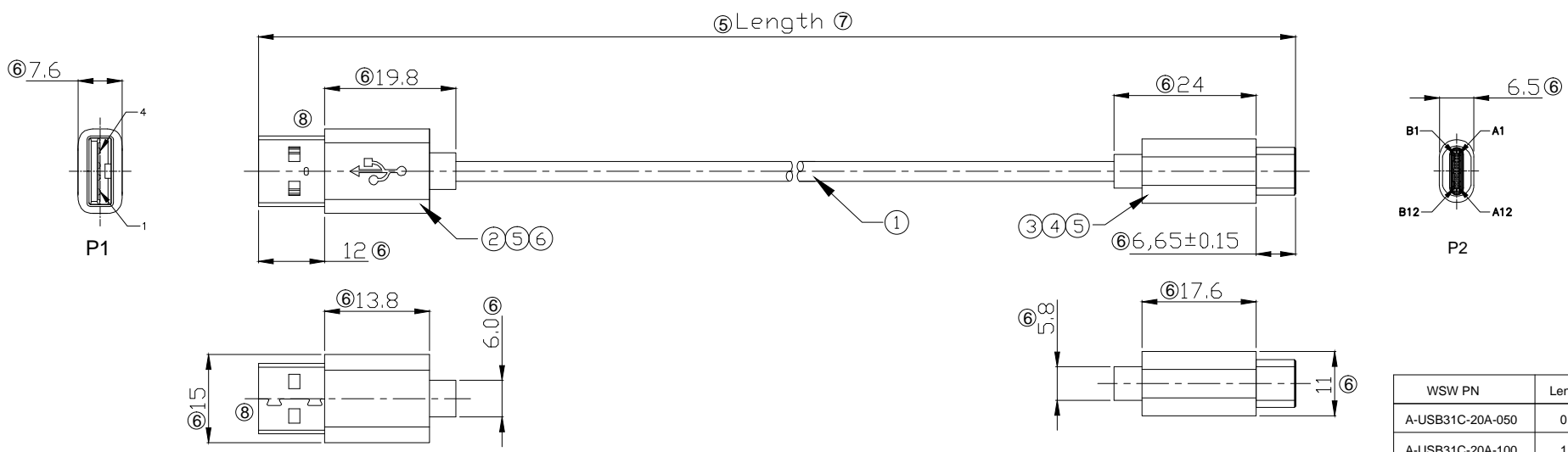


A
B
C
D
E
F
G
H

A
B
C
D
E
F
G
H



WSW PN	Length (meter)
A-USB31C-20A-050	0.5 ± 0.030
A-USB31C-20A-100	1.0 ± 0.050
A-USB31C-20A-150	1.5 ± 0.050
A-USB31C-20A-200	2.0 ± 0.060
A-USB31C-20A-300	3.0 ± 0.090
A-USB31C-20A-400	4.0 ± 0.120
A-USB31C-20A-500	5.0 ± 0.150

P2		WIRING DIAGRAM				P1	
USB C PLUG		WIRE				USB 2.0 AM	
PIN	SIGNAL NAME	WIRE NUMBER	SIGNAL NAME	COLOR AWG	PIN	SIGNAL NAME	
A1,B1,A12,B12	GND	1	GND_PWRrt1	BLACK	4	GND	
A4,B4,A9,B9	VBUS	2	PWR_VBUS1	RED	1	VBUS	
A5	CC	W/RESISTOR					
B5	VCONN	N/A					
A6	Dp1	3	UTP_Dp	GREEN	3	D+	
A7	Dn1	4	UTP_Dn	WHITE	2	D-	
SHELL	SHIELD	BRIAD	SHIELD	BRIAD	SHELL	SHIELD	

NOTES:

1. Cable Assembly Must Be RoHS Compliant
2. Cable Must Be Open, Short, Miswire 100% Test
3. USB Cable Electric Test:
 - A. Voltage: 300V DC
 - B. Contact Resistance: 5ohms max.
 - C. Insulation Resistance: 2M ohms min.

NO.	TITLE	DESCRIPTION
⑥	6	Over Mold PVC 45P 94-V0, BLACK
	5	Inner Mold PE
⑥ ②	4	Over Mold PVC 45P 94-V0, BLACK
⑥	3	CONN P2 USB 2.0 C TYPE, BLACK INSULATOR, MALE CONTACT PLATING: GOLD FLASH SHELL PLATED NICKEL (W/TIN PLATE) , TENSILE SHELL, +56K OMH/+/-10%
⑥	2	CONN P1 USB2.0 A BLACK INSULATOR, MALE CONTACT PLATING: GOLD FLASH SHELL PLATED NICKEL (W/TIN PLATE)
⑥	1	CABLE USB CABLE AL+B,30AWG*1P+24AWG*2C+AL+D OD:3.8mm, BLACK PVC JACKET

RoHS compliant
Unit: mm

Scale	FREE	⑧	Update the outline of USB Type A plug	25.08.2022	Luca		Date	Name
TOLERANCE		⑦	Add new lengths	24.12.2021	Luca	Drawn	31.03.2015	Joanna
X.	±1	⑥	Update shell to extruded shell and label	22.10.2021	Peter	Approved	25.08.2022	Luca
.X	±0.5	⑤	Keep cable length 1M only	26.09.2019	Winnie			
.XX	±0.25	④	Update overmold dimension of A/M end	20.08.2018	Xavier			
DIM	TOL	③	Update	10.07.2018	Xavier			
Angle	TOL	ld.	Modification	Date	Name			

Description: USB Cable	
USB TYPE CM to USB2.0 AM Cable	
ASSMANN WSW-No.	
⑦ A-USB31C-20A-xxx	
Drawing-No.	ASS 7348 CA
Customer-No.	rev08
Sheet	1/2

1

2

3

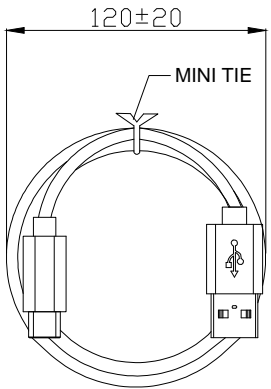
4

5

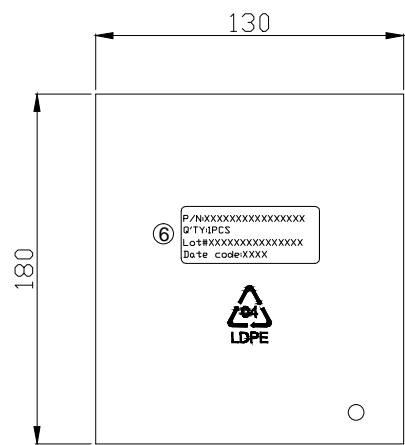
6

7

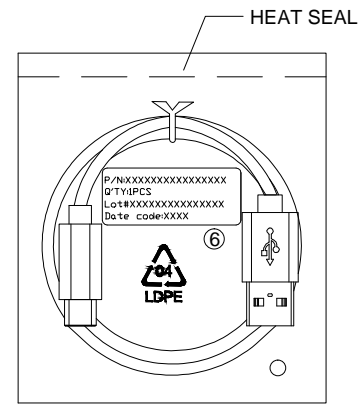
A



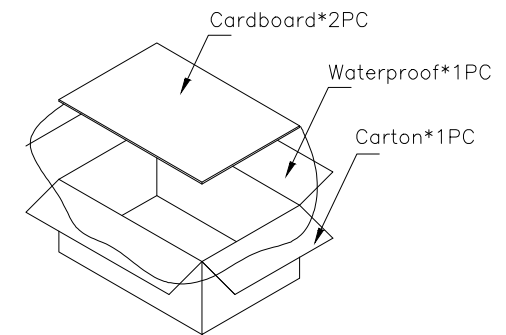
Schematic diagram of cable winding



PE BAG:L180*W130*T0.05mm



1 PCS CABLE/PE BAG



(CARTON:L457*W298*H228mm Material K=K)

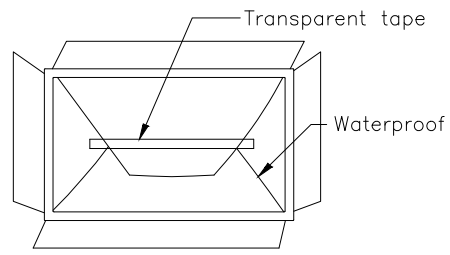
B

C

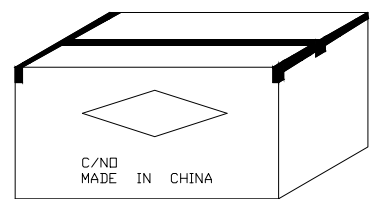
D

E

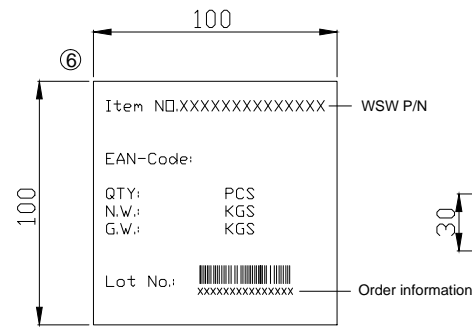
F



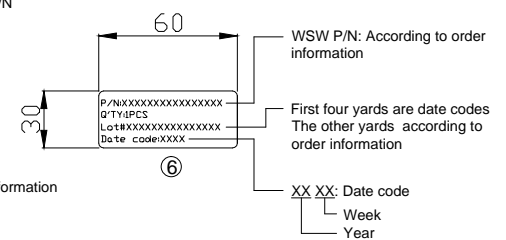
(After the installed Product, carton sealing tape should be transparent)



(CARTON:L457*W298*H228mm,Material K=K)



(CARTON SIDE)



G

H

RoHS compliant
Unit: mm

Scale	FREE	⑧	Update the outline of USB Type A plug	25.08.2022	Luca		Date	Name
TOLERANCE		⑦	Add new lengths	24.12.2021	Luca	Drawn	31.03.2015	Joanna
X.	±1	⑥	Update shell to extruded shell and label	22.10.2021	Peter	Approved	25.08.2022	Luca
.X	±0.5	⑤	Keep cable length 1M only	26.09.2019	Winnie			
.XX	±0.25	④	Update overmold dimension of A/M end	20.08.2018	Xavier			
DIM		TOL	③	Update	10.07.2018	Xavier		
Angle		TOL	Id.	Modification	Date	Name		

Description: USB Cable
USB TYPE CM to USB2.0 AM Cable

ASSMANN WSW-No.
⑦ A-USB31C-20A-xxx

Drawing-No.
ASS 7348 CA rev08

Customer-No.
Sheet 2/2

1

2

3

4

5

6

7