

REVISIONS

REV	DESCRIPTION	DATE	ISSUED BY
-	ISSUED DRAWING	05/10/06	Y. SEKIGUCHI

FILE NAME: ACAD\MXFMR\A313620C.DWG	SCALE: NONE	REV: -	COVER SHEET
TITLE: HBL-0334 PIEZOELECTRIC INVERTER	DOCUMENT NUMBER: P-A3-13620		
TAMURA CORPORATION OF AMERICA 43352 BUSINESS PARK DRIVE • TEMECULA • CA • 92590 TEL: (951)699-1270 • FAX: 9516769482	PREPARED BY:	K. BRENNAN	05/09/06
	ENGINEERING:	M. PITCHAI	05/10/06
	APPROVED:	Y. SEKIGUCHI	05/10/06
CONTENTS OF THIS DRAWING ARE SUBJECT TO CHANGE WITHOUT PRIOR NOTICE PROPRIETY NOTICE: THIS DRAWING PRINT OR DOCUMENT AND SUBJECT MATTER DISCLOSED HEREIN ARE PROPRIETARY ITEMS TO WHICH TAMURA RETAINS THE EXCLUSIVE RIGHT OF DISSEMINATION, REPRODUCTION, MANUFACTURE AND SALE. THIS DRAWING, PRINT OR DOCUMENT IS SUBMITTED IN CONFIDENCE FOR CONSIDERATION BY THE RECIPIENT ALONE UNLESS PERMISSION FOR FURTHER DISCLOSURE IS EXPRESSLY GRANTED IN WRITING.			

PIEZOELECTRIC INVERTER

1. Scope

This applies to the CCFT Inverter (Cold-Cathode Fluorescent Tube Inverter)
HBL-0334 (RoHS Compliant)

2. Electrical Characteristics

a. Absolute Maximum Rating

Input voltage	6.0V MAX.
Max. output power	0.8W MAX.



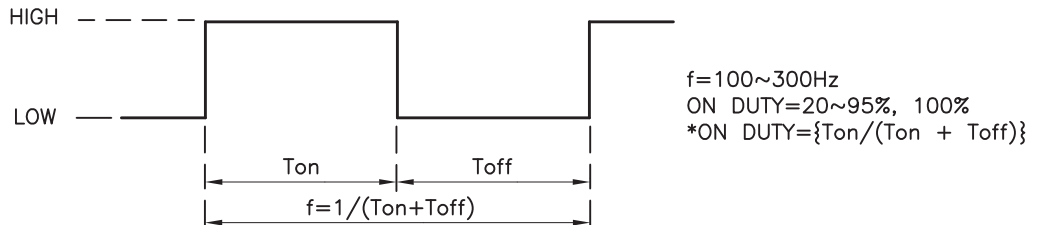
b. Input/Output Characteristics

The measuring circuit and measuring method shall be as set forth in Section 4.
(Unless otherwise specified, Ta = 25°C)
Values are those obtained 3 minutes after the power is turned on.

Item	Specification
Input Voltage	3.0V ~ 5.5V
Input current	280mA MAX (Vin = 3.0V)
Output open voltage	1100Vrms MIN (at ambient temperature 0°C)
Output current	1.4mA _{rms} ±10%
Frequency	100KHz ±10%
ON/OFF function	ON: ON/OFF terminal signal HIGH (2.5V ~ Vin) OFF: ON/OFF terminal signal LOW (0V ~ 0.5V)

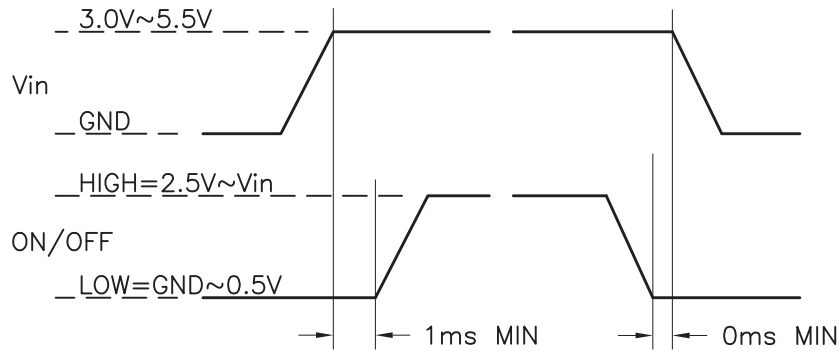
c. Duty Dimming

The duty dimming must be possible by applying the following signal to the ON/OFF terminal,



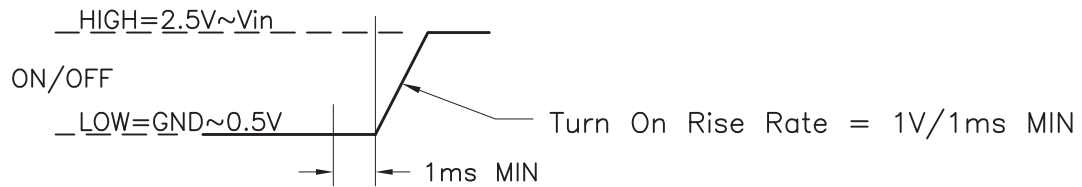
FILE NAME: ACAD\MXFMR\A3136201.DWG	SCALE: NONE	REV: -	DATE: 05/09/06	SHEET 1 OF 4
TAMURA CORPORATION OF AMERICA 43352 BUSINESS PARK DRIVE • TEMECULA • CA • 92590 TEL: (951)699-1270 • FAX: 9516769482	TITLE: HBL-0334 PIEZOELECTRIC INVERTER			
	DOCUMENT NUMBER: P-A3-13620			
CONTENTS OF THIS DRAWING ARE SUBJECT TO CHANGE WITHOUT PRIOR NOTICE				
PROPRIETY NOTICE: THIS DRAWING PRINT OR DOCUMENT AND SUBJECT MATTER DISCLOSED HEREIN ARE PROPRIETARY ITEMS TO WHICH TAMURA RETAINS THE EXCLUSIVE RIGHT OF DISSEMINATION, REPRODUCTION, MANUFACTURE AND SALE. THIS DRAWING, PRINT OR DOCUMENT IS SUBMITTED IN CONFIDENCE FOR CONSIDERATION BY THE RECIPIENT ALONE UNLESS PERMISSION FOR FURTHER DISCLOSURE IS EXPRESSLY GRANTED IN WRITING.				

d. Input Sequence and the rise rate of voltage (ON/OFF)



Until Vin voltage reaches the spec voltage, it does not change ON/OFF function from LOW to HIGH.

When the terminal Vin is turned off, it is necessary to ON/OFF=LOW.



The start up rise rate must be 1V/1ms or faster. If the minimum slow rate requirement is not met then the inverter output may not start.

3. Input/Output Interface Connection

Input CN2: SM03B-SRSS-TB (LF) (JST) or SM03B-SRSS-TB (LF) (SN) (JST)

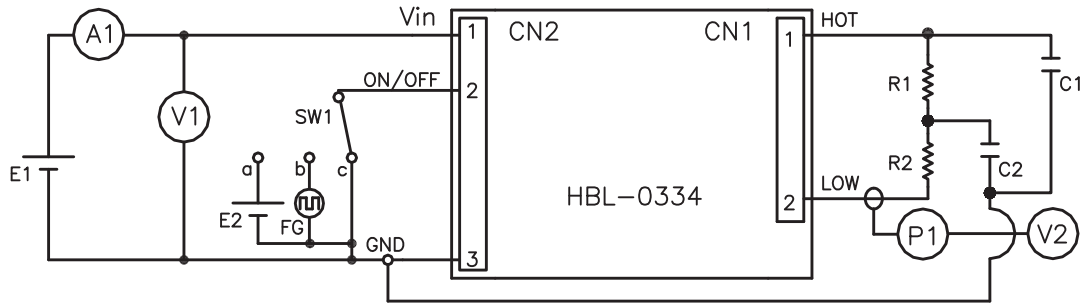
Pin No.	Function
1	Vin
2	ON/OFF
3	GND

Output CN1: SM02B-BHSS-1-TB (LF) (JST) or SM02B-BHSS-1-TB (LF) (SN) (JST)

Pin No.	Function
1	HOT
2	COLD

FILE NAME: ACAD\MXFMR\A3136202.DWG	SCALE: NONE	REV: -	DATE: 05/09/06	SHEET 2 OF 4
TAMURA CORPORATION OF AMERICA 43352 BUSINESS PARK DRIVE • TEMECULA • CA • 92590 TEL: (951)699-1270 • FAX: 9516769482		TITLE: HBL-0334 PIEZOELECTRIC INVERTER		
CONTENTS OF THIS DRAWING ARE SUBJECT TO CHANCE WITHOUT PRIOR NOTICE		DOCUMENT NUMBER: P-A3-13620		
PROPRIETY NOTICE: THIS DRAWING PRINT OR DOCUMENT AND SUBJECT MATTER DISCLOSED HEREIN ARE PROPRIETARY ITEMS TO WHICH TAMURA RETAINS THE EXCLUSIVE RIGHT OF DISSEMINATION, REPRODUCTION, MANUFACTURE AND SALE. THIS DRAWING, PRINT OR DOCUMENT IS SUBMITTED IN CONFIDENCE FOR CONSIDERATION BY THE RECIPIENT ALONE UNLESS PERMISSION FOR FURTHER DISCLOSURE IS EXPRESSLY GRANTED IN WRITING.				

4. Measuring Circuit and Method for Electrical Characteristic



- E1: DC regulated power supply 3.0V ~ 5.5V
- E2: DC regulated power supply 2.5V
- V1: DC voltmeter TR6851 (ADVANTEST) or equivalent
- V2: Effective value voltmeter 3400B (YHP) or equivalent
- A1: DC ammeter Type 2011 Class 0.5 (YEW) or equivalent
- P1: Probe P6021 (Tektronix) or equivalent
- FG: Function generator 3314A (HP) or equivalent
- <Equivalent load for inspection>
- R1: 133kΩ, 1W
- R2: 133kΩ, 1W
- C1: 2pF, 3kV
- C2: 3pF, 3kV

5. Ambient Conditions

- a. Temperature
 - Operating temperature: 0°C ~ 50°C
 - Storage temperature: -20°C ~ 70°C
- b. Humidity
 - Operating humidity: 20% ~ 80% (No condensation)
 - Storage humidity: 5% ~ 90% (No condensation)

6. Reliability

The reliability is verified on the following items

Item	Specification	Sample Qty
Left at high temp.	Ambient temperature 70°C, 240H	4
Left at low temp.	Ambient temperature -20°C, 240H	4
Left at High temp. and high humidity	Ambient temperature 40°C, Humidity 90%, 240H	4
Temperature Cycle	-20°C ~ 70°C, 5 cycles	4
High temperature power on	Ambient temperature 50°C, input voltage 5.5V, output current 1.4mA _{rms} , 500H (Equivalent load resistance)	11
ON/OFF test	5 sec:ON, 5 sec:OFF, 50000 times (Input voltage 5.5V, output current 1.4mA _{rms} , Equivalent load resistance)	5
Vibration	Acceleration 3G, frequency sweep 10~55Hz for 45 min. Once in each of X, Y, and Z directions.	3
Shock	Acceleration 80G, acting time 11ms, 3 times in each of X, Y, and Z directions.	3

After the end of each test. leave the product at room temperature and humidity for 24 hours. The Electrical and Mechanical characteristics shall remain within spec.

FILE NAME: ACAD\MXFMR\A3136203.DWG	SCALE: NONE	REV: -	DATE: 04/10/06	SHEET 3 OF 4
TAMURA CORPORATION OF AMERICA 43352 BUSINESS PARK DRIVE • TEMECULA • CA • 92590 TEL: (951)699-1270 • FAX: 9516769482		TITLE: HBL-0334 PIEZOELECTRIC INVERTER		
		DOCUMENT NUMBER: P-A3-13620		
CONTENTS OF THIS DRAWING ARE SUBJECT TO CHANGE WITHOUT PRIOR NOTICE				
PROPRIETY NOTICE: THIS DRAWING PRINT OR DOCUMENT AND SUBJECT MATTER DISCLOSED HEREIN ARE PROPRIETARY ITEMS TO WHICH TAMURA RETAINS THE EXCLUSIVE RIGHT OF DISSEMINATION, REPRODUCTION, MANUFACTURE AND SALE. THIS DRAWING, PRINT OR DOCUMENT IS SUBMITTED IN CONFIDENCE FOR CONSIDERATION BY THE RECIPIENT ALONE UNLESS PERMISSION FOR FURTHER DISCLOSURE IS EXPRESSLY GRANTED IN WRITING.				

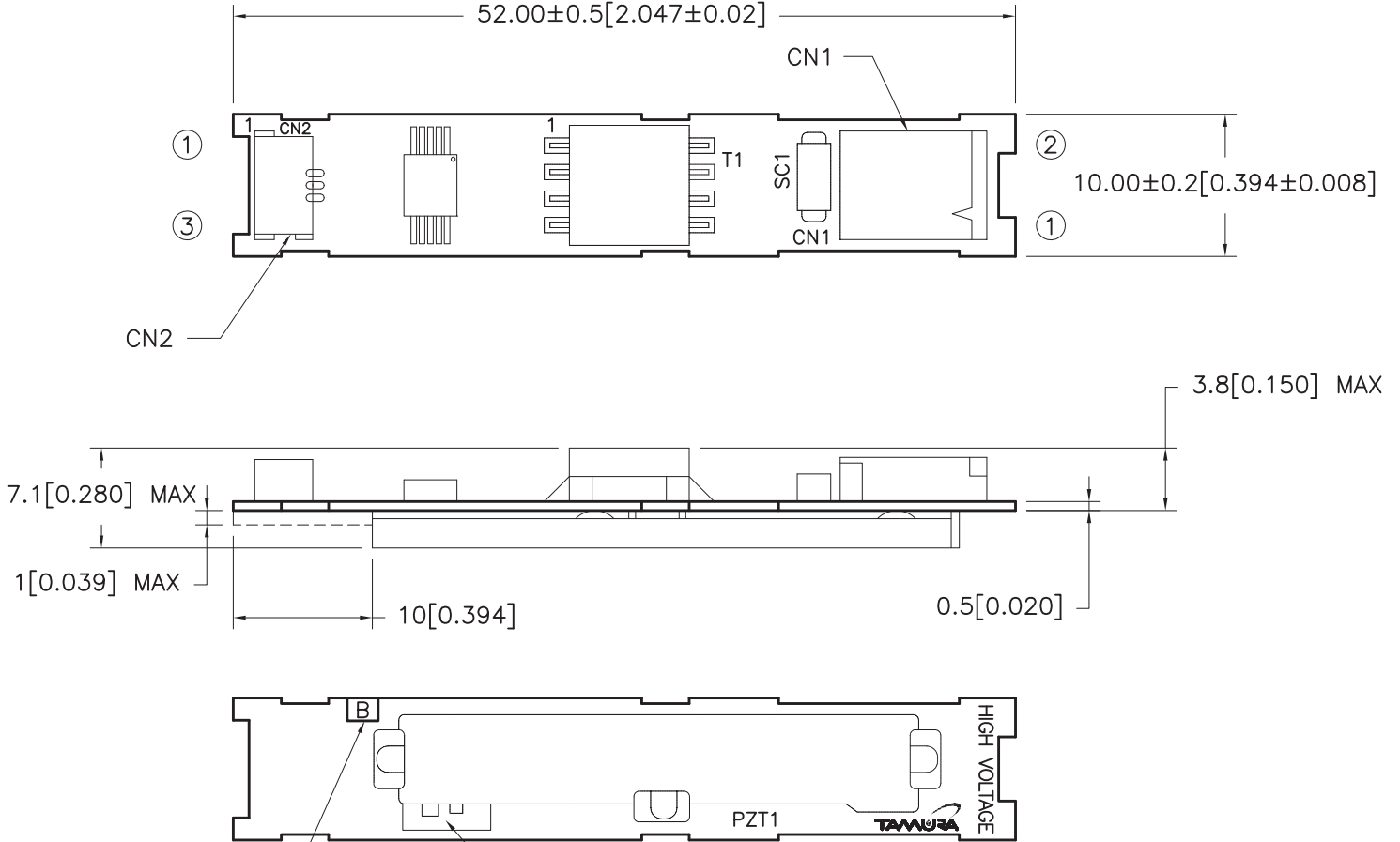
7. Precautions for static electricity

When transporting this product, use materials that will not develop an electrical charge. When handling this product, be sure to wear antistatic wrist bands or other protective equipment to prevent the product from being damaged by any electric charge. Please make sure neither excessive impact nor bending occurs to the part during handling and transportation. This could cause the part to malfunction.

8. An input fuse is built into this inverter.

9. Dimensions and Connectors:

Dimensions are in mm[Inches]



Product Version Marking Area
HBL-0334: B (RoHS COMPLIANT OF HBL-0269)

CN1: SM02B-BHSS-1-TB (LF) (JST)

- ① HOT
- ② COLD

CN2: SM03B-SRSS-TB (LF) (JST)

- ① VIN
- ② ON/OFF
- ③ GND

FILE NAME: ACAD\MXFMR\A3136204.DWG	SCALE: NONE	REV: -	DATE: 05/09/06	SHEET 4 OF 4
TAMURA CORPORATION OF AMERICA 43352 BUSINESS PARK DRIVE • TEMECULA • CA • 92590 TEL: (951)699-1270 • FAX: 9516769482		TITLE: HBL-0334 PIEZOELECTRIC INVERTER		
		DOCUMENT NUMBER: P-A3-13620		
CONTENTS OF THIS DRAWING ARE SUBJECT TO CHANGE WITHOUT PRIOR NOTICE				
PROPRIETY NOTICE: THIS DRAWING PRINT OR DOCUMENT AND SUBJECT MATTER DISCLOSED HEREIN ARE PROPRIETARY ITEMS TO WHICH TAMURA RETAINS THE EXCLUSIVE RIGHT OF DISSEMINATION, REPRODUCTION, MANUFACTURE AND SALE. THIS DRAWING, PRINT OR DOCUMENT IS SUBMITTED IN CONFIDENCE FOR CONSIDERATION BY THE RECIPIENT ALONE UNLESS PERMISSION FOR FURTHER DISCLOSURE IS EXPRESSLY GRANTED IN WRITING.				