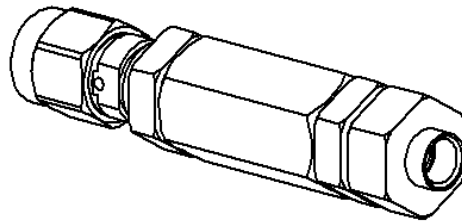
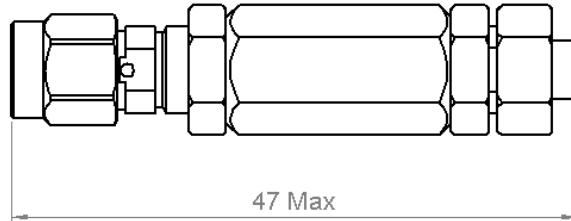


**PHASE SHIFTER SMA M - SEMI RIDID .141**

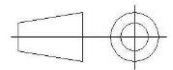
**DC - 18 GHZ**

**R499.101.000**

Series : **PHASE SHIFTER**



dimensions are in mm.



pn

ao

Weight 19,3700 g

Issue : 15-07-19A A

In the effort to improve our products, we reserve the right to make changes judged to be necessary.



**PHASE SHIFTER SMA M - SEMI RIGID .141****R499.101.000****DC - 18 GHZ**Series : **PHASE  
SHIFTER****RF CHARACTERISTICS**

FREQUENCY RANGE	: DC – 18 GHz
IMPEDANCE	: 50 Ohms
INSERTION LOSS	: $\leq 0.1 \times \sqrt{F}$ (GHz) dB
V.S.W.R	: $\leq 1.05 + 0.014 \times F$ (GHz)
PHASE SHIFT RANGE	: $10^\circ \times F$ (GHz)
PHASE SHIFT RANGE PER ROTATION	: $0.6^\circ \times F$ (GHz)
MAX AVERAGE POWER	: 200W at 500 MHz
MAX AVERAGE POWER	: 40W at 18 GHz

**MECHANICAL CHARACTERISTICS**

CONNECTOR	: SMA male per MIL-C 39012
WEIGHT	: < 20 g
MAXIMUM LENGTH VARIATION	: 8.6 mm
SEMI RIGID CABLE ASSEMBLY	: By soldering

**ENVIRONMENTAL CHARACTERISTICS**

OPERATING TEMPERATURE RANGE	: -55 / +125°C
STORAGE TEMPERATURE RANGE	: -55 / +125°C

Issue : 15-07-19A A

In the effort to improve our products, we reserve the right to make changes judged to be necessary.



**PHASE SHIFTER SMA M - SEMI RIDID .141**

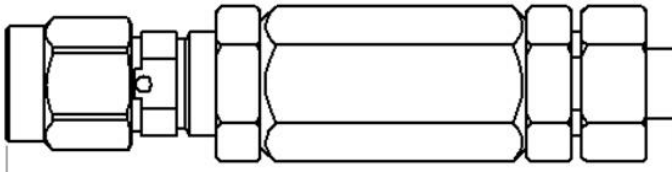
**DC - 18 GHZ**

**R499.101.000**

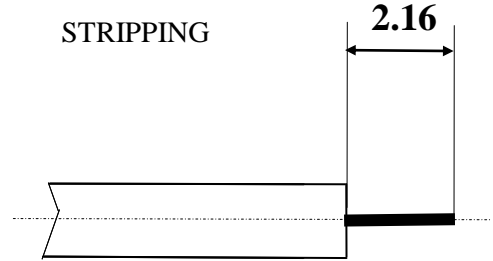
Series : **PHASE SHIFTER**

COMPONENT

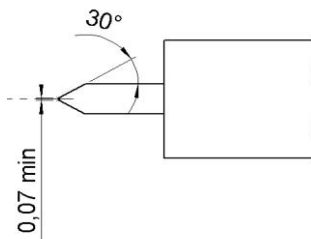
BODY



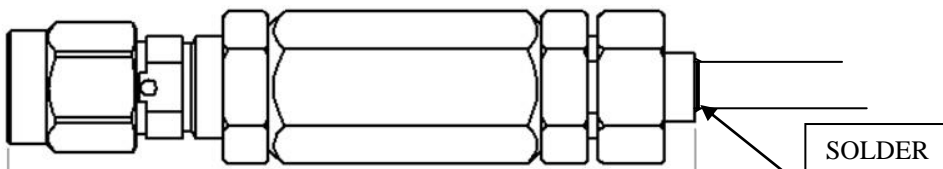
STRIPPING



- Strip the cable with the cable stripping tool (R282.053.000)
- Trim the cable inner conductor with the trimmer (R282.066.000)
- Clean the cable



- Slide the cable into the connector until it comes against the insulator.
- Solder body on the cable



Issue : 15-07-19A A

In the effort to improve our products, we reserve the right to make changes judged to be necessary.

