

GBPC35005 thru GBPC3510

Glass Passivated Single-Phase Bridge Rectifier
Reverse Voltage 50~1000V Forward Current 35A



Features

- Surge overload rating -200~400 Amperes peak
- Low forward voltage drop
- Mounting Position: Any
- Electrically isolated base-1800 Volts
- Solderable 0.25" FASTON terminals
- Materials used carries U/L recognition

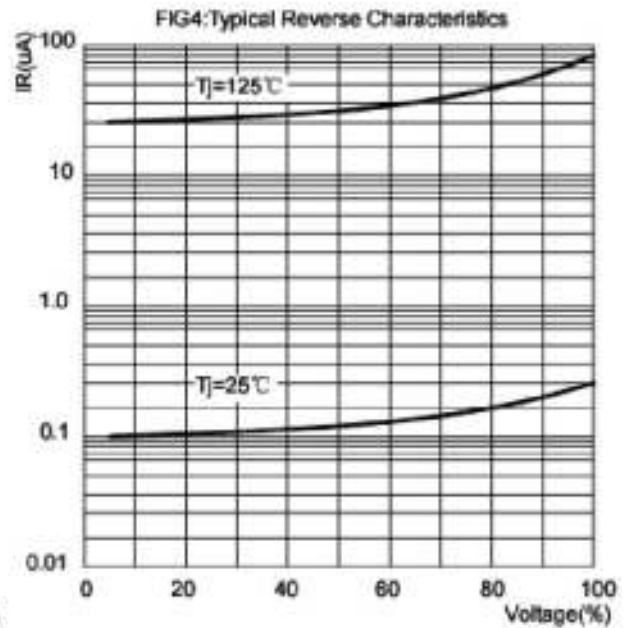
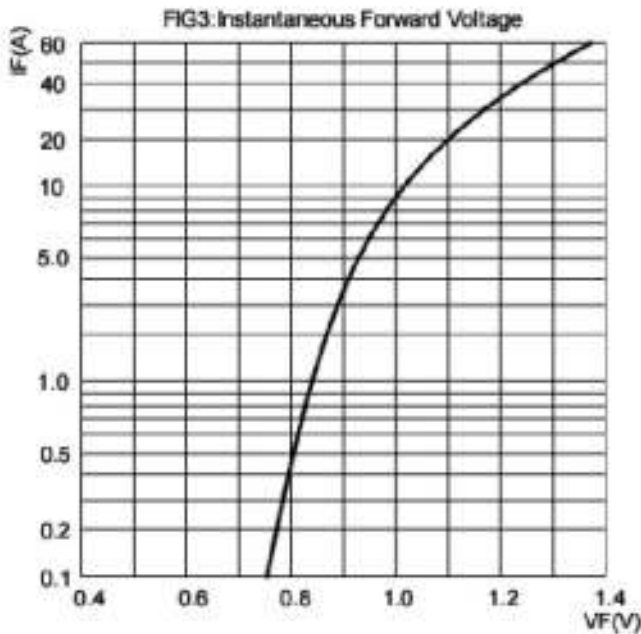
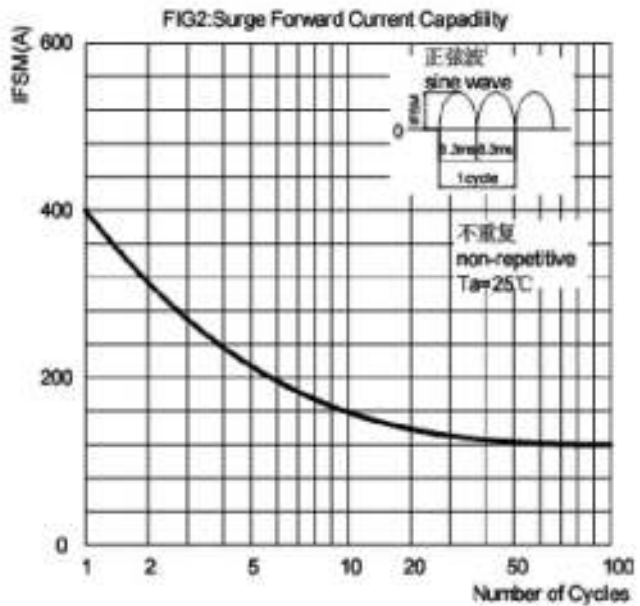
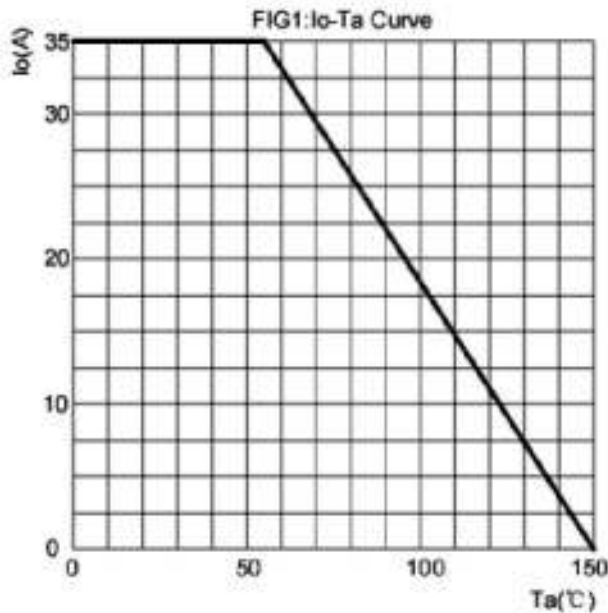


Mechanical Data

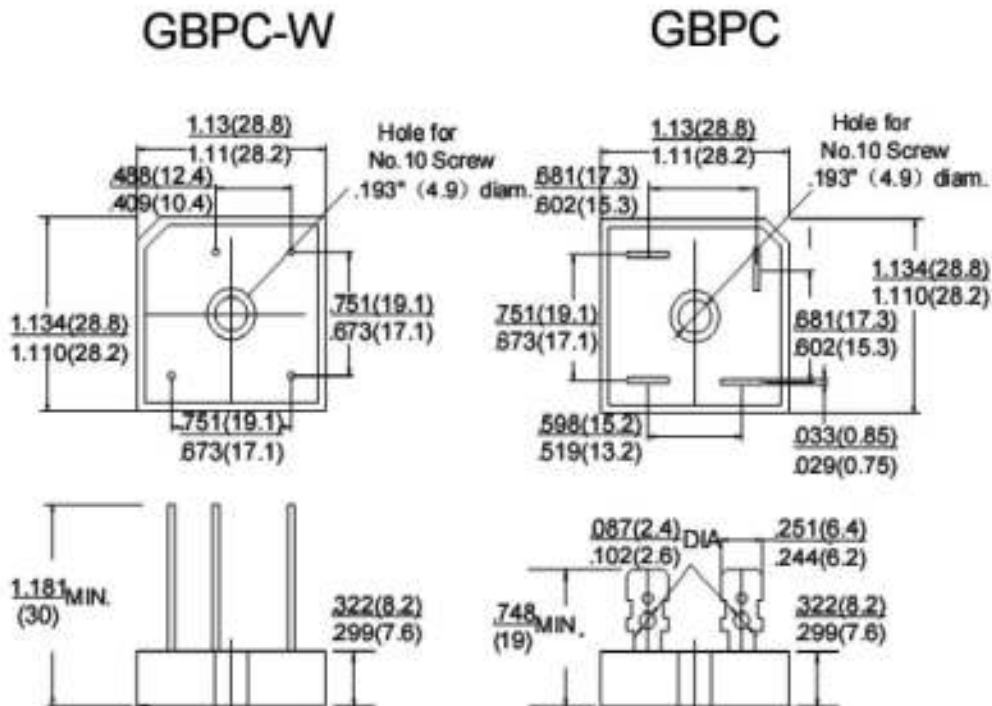
Rating at 25°C ambient temperature unless otherwise specified
Single phase, half wave, 60Hz, resistive or inductive load.
For capacitive load, derate current by 20%

MAXIMUM RATINGS (T_A = 25 °C unless otherwise noted)

PARAMETER	SYMBOL	GBPC35							UNIT
		005	01	02	04	06	08	10	
Maximum repetitive peak reverse voltage	V _{RRM}	50	100	200	400	600	800	1000	V
Maximum RMS voltage	V _{RMS}	35	70	140	280	420	560	700	V
Maximum DC blocking voltage	V _{DC}	50	100	200	400	600	800	1000	V
Average Rectified Output Current (60Hz Sine wave, R-load, with heatsink TC=55°C)	I _O	35.0							A
Surge(Non-repetitive) Forward Current (60Hz sine wave, 1cycle, T _a =25°C)	I _{FSM}	400							A
Current Squared Time (1ms<t<8.3ms T _j =25°C, Rating of per diode)	i ² T	660							A ² S
Dielectric Strength (Terminals to case, AC 1 minute)	V _{DS}	2.5							KV
Peak Forward Voltage (IFM=17.5A, Pulse measurement, rating of per diode)	V _{FM}	1.1							V
Peak Reverse Current (VRM=VRRM, Pulse measurement, Rating of per diode)	I _{RRM}	10							μA
Thermal Resistance (Between Junction and case, with heatsink)	R _{thjc}	1.35							°C/W
Junction Temperature	T _J	-55 to +150							°C
Storage Temperature	T _{STG}	-55 to +150							°C



PACKAGE OUTLINE DIMENSIONS



Dimensions in inches and (millimeters)

MARKING

GBPC	GBPC-W
<p>GBPC35xx = Device Number xx = 006 - 01, 02, 04, 06, 08, 10 Polarity = As Marked on Body</p>	<p>GBPC35xxW = Device Number xx = 005 - 01, 02, 04, 06, 08, 10 Polarity = As Marked on Body</p>