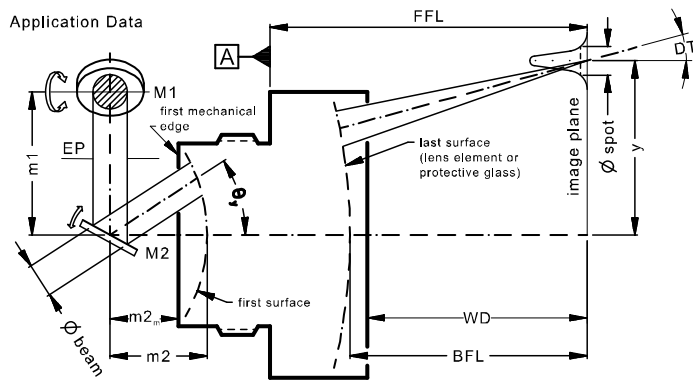


LINOS F-Theta-Ronar Lens

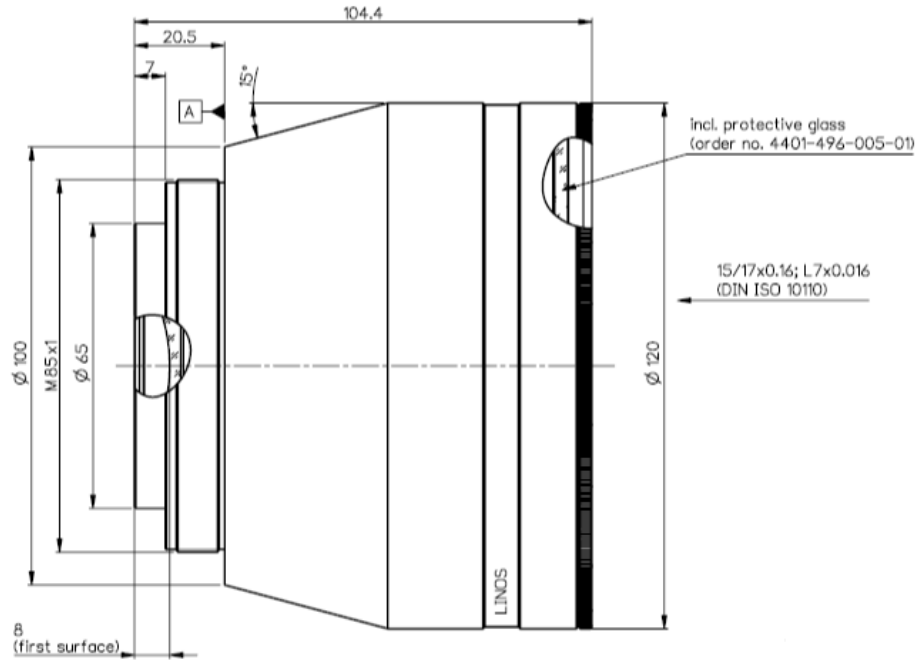
$f = 114\text{mm}$, 515-540nm, telecentric, fused silica, low absorption



Part number	4401-608-000-26		
Design wavelength	λ	(nm)	532
Effective focal length	EFL	(mm)	114.0
Back focal length	BFL	(mm)	150.1
Working distance	WD	(mm)	144.5
Flange focal length	FFL	(mm)	228.4
Beam diameter $1/e^2$ truncated	$\varnothing_{\text{beam}}$	(mm)	10.0
Recommended mirror distance m1	m1	(mm)	13.0
Recommended mirror distance m2	m2	(mm)	28.0
Recommended mirror distance $m2_{\text{mechanical}}$	$m2_m$	(mm)	20.0
Scan angle	$\pm\theta_{x,y}$	($^\circ$)	17.0
Scan area (edge length of scan field)	$2x * 2y$	(mm^2)	65 x 65
Spot diameter	$\varnothing_{\text{spot}}$	(μm)	11
Telecentric error (maximum deviation)	DT	($^\circ$)	1.2
Total transmission @ 515 - 540nm	T	(%)	> 96
Group delay dispersion at λ	GDD	(fs^2)	5034
LIDT coating @ 532nm, 8ns, 100Hz		(J/cm^2)	20
LIDT coating @ 515nm, 204fs, 50kHz		(J/cm^2)	0.6
Focused back reflex positions from first surface		(mm)	2.5; 5.5; 19.8; 35.7
Weight		(g)	1608
Protective glass	PG		4401-496-005-01

Optical parameters calculated for a 1-mirror system
 Subject to technical change

Mechanical drawing

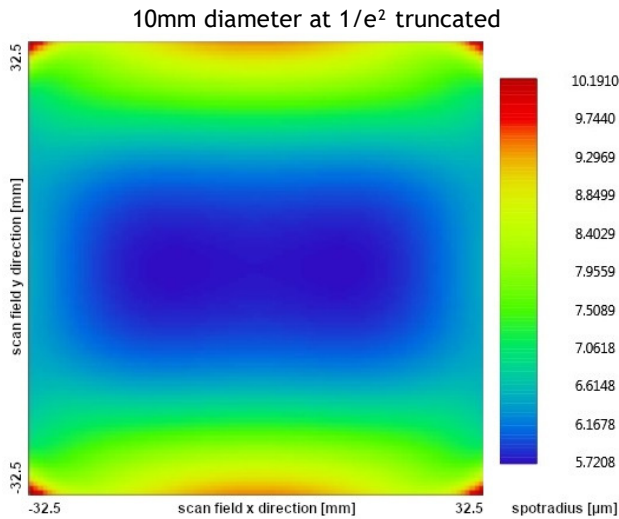


Dimensions without tolerances are nominal values and illustration not to scale

Spot variation over scanfield

Spot radius in μm at $1/e^2$ level for a Gaussian laser beam ($M^2=1$)

field size and mirror distances as given above for a 2 mirror scan system, vignetting $\leq 1\%$



Notes



For technical explanations, see our homepage.

In a 1-mirror system, the entrance pupil (EP) is the position of the scan mirror. In a 2-mirror system, it is the point where the scan mirrors should be placed around symmetrically to reach specified performance.