PART NO.	CKT SIZE	DIM X
51110-045*	4	2.00
51110-065*	6	4.00
51110-085*	8	6.00
51110-105*	10	8.00
51110-125*	12	10.00
51110-145*	14	12.00
51110-165*	16	14.00
51110-185*	18	16.00
51110-205*	20	18.00
51110-225*	22	20.00
51110-245*	24	22.00
51110-265*	26	24.00
51110-285*	28	26.00
51110-305*	30	28.00
51110-325*	32	30.00

PLS REFER TO PART 51110-**60 FOR CENTER LATCH OPTION.

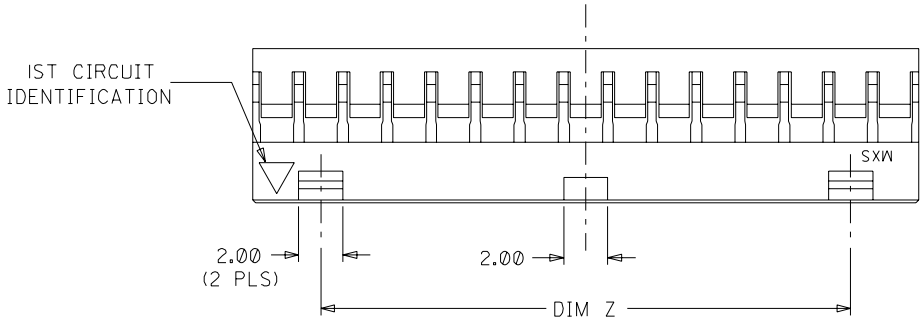

NOTES:

1. MATERIAL: GLASS-FILLED POLYESTER UL RATED 94V-0 COLOR: BLACK.
2. PART TO BE USED WITH CRIMP TERMINAL PART NUMBER 50394-8***.
3. APPLICABLE WIRE RANGE : AWG #24 - #30.
4. WIRE INSULATION RANGE : DIAMETER 1.40MM MAXIMUM.
5. 30 CKT SHOWN FOR ILLUSTRATION ONLY.

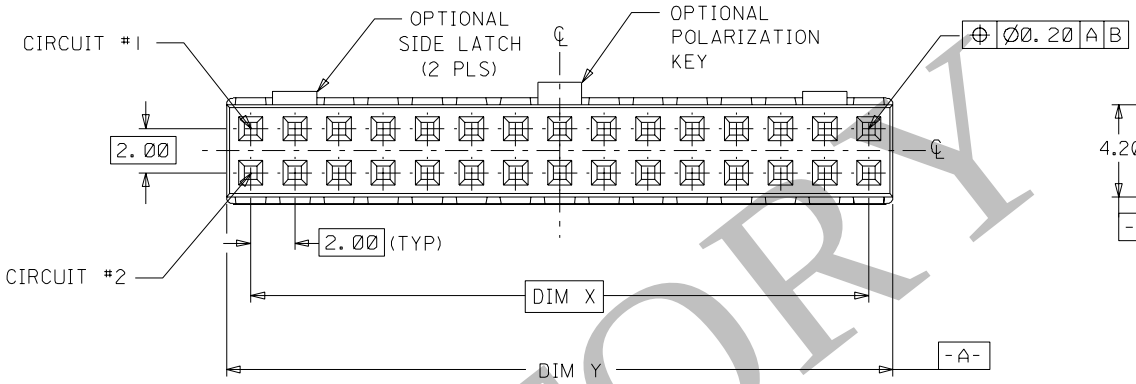

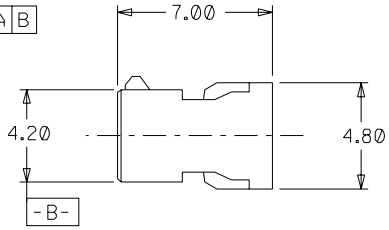

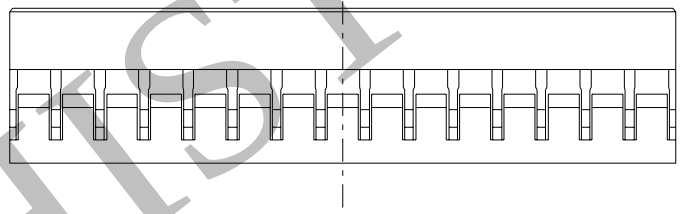

PART NUMBER LEGEND:

51110- * * 5 *

CIRCUIT SIZE

0 - WITHOUT CENTER POLARIZATION KEY AND SIDE LATCH.

1 - WITH CENTER POLARIZATION KEY AND SIDE LATCH. (14 TO 32 CIRCUITS ONLY) WITH CENTER POLAR. KEY ONLY. (8 TO 12 CIRCUITS ONLY)

HISTORY

EC NO. S2001-0365
DRWN: G.R. XIE 010613
CH'K:
APPR:
DESCRIPTION
B3
REV

QUALITY SYMBOLS
MAJOR = 0
CRITICAL = 0

GENERAL TOLERANCES: (UNLESS SPECIFIED)

	mm	INCH
4 PLACES	±0.--	±.
3 PLACES	±0.--	±.
2 PLACES	±0.20	±.
1 PLACE	±0.--	±.

ANGULAR: ± 3 °

SCALE NTS
DESIGN UNITS ☒ mm ☐ INCH
THIRD ANGLE PROJECTION
DIMENSIONS: ☐ mm/INCH ☐ INCH/mm ☒ mm ONL

DRAWN BY & DATE S.K.TOH 931026
CHECKED BY & DATE EDPOH 931026
APPROVED BY & DATE JM CHAN 931026
CAD FILENAME

TITLE: 2 MM GRID, WIRE-TO-BO CONNECTOR, CRIMP RECEP HOUSING

MOLEX INCORPOR

MATERIAL NO. SEE NOTES
DRAWING NO. SD-51110-**5*

THIS DRAWING CONTAINS INFORMATION THAT IS PROPRIETARY TO MO INCORPORATED AND SHOULD NOT BE USED WITHOUT WRITTEN PERMIS