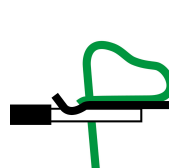



3629.2

ZTRK 2,5/4A/ZS 150 BG



Fuse-disconnect terminal, Tension-spring connection, Mounting type: Mounting rail TS 35/7.5, Rated cross-section: 2.5 mm², Width: 5.1 mm, Colour: Beige

Business data

Packaging unit	100
Quantity unit	PC
Weight per piece (not including packaging)	20 g
Weight per piece (including packaging)	21 g
Unit of weight	G
Customs number	85369010
Country of origin	DE
Product description	Fuse-disconnect terminal

3629.2

ZTRK 2,5/4A/ZS 150 BG

Technical data

Dimensions

Length	92.4 mm
Width	5.1 mm
Height TS 35/7.5	78.7 mm

Ratings

Rated voltage (determined by the illuminated display and fuse being used)	150 V
Rated current (as fuse-disconnect terminal)	18 A
Rated cross-section	2.5 mm ²
Rated impulse voltage	6 kV
Overvoltage category	III
Contamination degree	3

Connection data

Connection principle	Tension-spring connection
Connection position	Diagonal
Connections	4
Number of terminals per level	4
Number of levels	1
Wire cross-section single-core (rigid) / stranded, min.	0.5 mm ²
Wire cross-section single core (rigid)/stranded, max.	4 mm ²
Wire cross-section stranded, min.	0.5 mm ²
Wire cross-section stranded, max.	4 mm ²
Wire cross-section stranded with wire-end ferrules, min.	0.5 mm ²
Wire cross-section stranded with wire-end ferrules, max.	2.5 mm ²
Wire cross-section AWG, min.	12
Wire cross-section AWG, max.	20
Stripping length	10 mm

Technical data

Materials

Insulation housing	Polyamide 6.6
Flammability class UL 94	V-0
Working temperature, min.	-40 °C
Working temperature, max.	120 °C

Further technical data

Mounting type	Mounting rail TS 35/7,5
Fuse size	5 x 20 mm
Gauge plug acc. to EN 60 947-1	A3
Number of cross-connection channels	1
End plate required	✓
Number of test pick-off options	2
Voltage illuminated display	60-150 V
Cross-current via illuminated display	5 mA
Power loss in singular arrangement - overload and short-circuit protection, max.	2,5 / 6,3 W / A
Power loss in compound arrangement - overload and short-circuit protection, max.	1,6 / 6,3 W / A
Power loss in singular arrangement - only short-circuit protection, max.	4 / 6,3 W / A
Power loss in compound arrangement - only short-circuit protection, max.	2,5 / 6,3 W / A
Version of fuse holder	Pluggable
Type of display element (defect display)	LED
Version of fuse cartridge	G fuse 5 x 20
Supply voltage (defect display), min.	60
Supply voltage (defect display), max.	150
Type of voltage (defect display)	AC/DC

Print

Colour	Beige
--------	-------

3629.2

ZTRK 2,5/4A/ZS 150 BG

Technical data

Environmental Product Compliance

REACH Conform	yes
REACH Reference date	2021-07-08
REACH Candidate Substance Note	No
RoHS Conform	yes

3629.2

ZTRK 2,5/4A/ZS 150 BG

Approvals

CSA approval

CSA approval	C22.2 No 158
CSA approval granted	yes
CSA Usegroup B: rated voltage	300 V
CSA Usegroup B: rated current	10 A
CSA Usegroup C: rated voltage	300 V
CSA Usegroup C: rated current	10 A
CSA wire cross-section AWG, min.	20
CSA wire cross-section AWG, max.	12
CSA stripping length	10 mm

CSAus approval

CSAus approval	UL 1059
CSAus approval granted	yes
CSAus Usegroup B: rated voltage	300 V
CSAus Usegroup B: rated current	10 A
CSAus Usegroup C: rated voltage	300 V
CSAus Usegroup C: rated current	10 A
CSAus wire cross-section AWG, min.	20
CSAus wire cross-section AWG, max.	12
CSAus stripping length	10 mm

Approvals

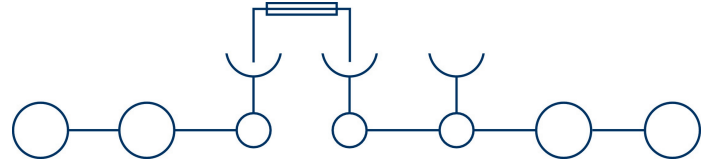
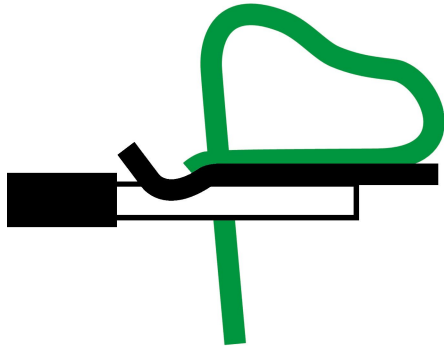
KEMA KEUR approval

KEMA KEUR approval	EN 60947-7-1:2009, EN 60947-7-3:2009
KEMA KEUR approval granted	yes
KEMA rated voltage	150 V
KEMA rated current	6,3 A
KEMA rated impulse voltage (fuse holder without electrical components)	6 (4) kV
KEMA wire cross-section single core (rigid), min.	0.5 mm ²
KEMA wire cross-section single-core (rigid), max.	4 mm ²
KEMA wire cross-section stranded, min.	0.5 mm ²
KEMA wire cross-section stranded, max.	4 mm ²
KEMA power loss in singular arrangement - overload and short-circuit protection, max.	2,5 / 6,3 W / A
KEMA power loss in compound arrangement - overload and short-circuit protection, max.	1,6 / 6,3 W / A
KEMA power loss in singular arrangement - only short-circuit protection, max.	4 / 6,3 W / A
KEMA power loss in compound arrangement - only short-circuit protection, max.	2,5 / 6,3 W / A

3629.2

ZTRK 2,5/4A/ZS 150 BG

Media



3629.2

ZTRK 2,5/4A/ZS 150 BG

Accessories

End plate



End plate, Width: 1.5 mm, Colour: Beige

General order data

Product number:	Article name	GTIN (EAN)	Packaging unit
3798.2	ZAPT 2,5/4A BG	4044211061326	20

Actuating tool



Actuating tool, No. of poles: 1, Colour: Black

General order data


Product number:	Article name	GTIN (EAN)	Packaging unit
3808.0	BWMA 1 (0,5 x 3,5 mm)	4044211078850	1 ST

3629.2

ZTRK 2,5/4A/ZS 150 BG

Accessories

End stop



End stop, Mounting type: Mounting rail TS 35/7.5 and TS 35/15, Width: 6 mm, Colour: Beige

General order data

Product number:	Article name	GTIN (EAN)	Packaging unit
3748.2	ZES 35 BG	4044211060572	50

Test adapter



Test adapter, Pitch size: 5.1 mm, Colour: Beige

General order data

Product number:	Article name	GTIN (EAN)	Packaging unit
3740.2	ZTA 2,5 BG	4044211060497	10 ST

3629.2

ZTRK 2,5/4A/ZS 150 BG

Accessories

Insulated cross-connector



Insulated cross-connector, No. of poles: 7,
Mounting type: Plug in, Width: 34.6 mm,
Rated cross-section: 2.5 mm², Colour: Yellow

General order data


Product number:	Article name	GTIN (EAN)	Packaging unit
3715.8	ZQI 2,5/7 YE	4044211060336	20



Insulated cross-connector, No. of poles: 2,
Mounting type: Plug in, Width: 9.1 mm, Rated
cross-section: 2.5 mm², Colour: Yellow

General order data

Product number:	Article name	GTIN (EAN)	Packaging unit
3710.8	ZQI 2,5/2 YE	4044211060282	50



Insulated cross-connector, No. of poles: 10,
Mounting type: Plug in, Width: 49.9 mm,
Rated cross-section: 2.5 mm², Colour: Yellow

General order data

Product number:	Article name	Creation date 15.12.2021 19:57:33 Subject to technical changes	GTIN (EAN)	Packaging unit
3718.8	ZQI 2,5/10 YE		4044211060367	10

3629.2

ZTRK 2,5/4A/ZS 150 BG

Accessories

Insulated cross-connector



Insulated cross-connector, No. of poles: 3,
Mounting type: Plug in, Width: 14.2 mm,
Rated cross-section: 2.5 mm², Colour: Yellow

General order data

Product number:	Article name	GTIN (EAN)	Packaging unit
3711.8	ZQI 2,5/3 YE	4044211060299	50



Insulated cross-connector, No. of poles: 5,
Mounting type: Plug in, Width: 24.4 mm,
Rated cross-section: 2.5 mm², Colour: Yellow

General order data

Product number:	Article name	GTIN (EAN)	Packaging unit
3713.8	ZQI 2,5/5 YE	4044211060312	20



Insulated cross-connector, No. of poles: 8,
Mounting type: Plug in, Width: 39.7 mm,
Rated cross-section: 2.5 mm², Colour: Yellow

General order data

Product number:	Article name	Creation date 15.12.2021 19:57:33 Subject to technical changes	GTIN (EAN)	Packaging unit
3716.8	ZQI 2,5/8 YE		4044211060343	10 11

3629.2

ZTRK 2,5/4A/ZS 150 BG

Accessories

Insulated cross-connector



Insulated cross-connector, No. of poles: 4,
Mounting type: Plug in, Width: 19.3 mm,
Rated cross-section: 2.5 mm², Colour: Yellow

General order data

Product number:	Article name	GTIN (EAN)	Packaging unit
3712.8	ZQI 2,5/4 YE	4044211060305	20



Insulated cross-connector, No. of poles: 6,
Mounting type: Plug in, Width: 29.5 mm,
Rated cross-section: 2.5 mm², Colour: Yellow

General order data

Product number:	Article name	GTIN (EAN)	Packaging unit
3714.8	ZQI 2,5/6 YE	4044211060329	20



Insulated cross-connector, No. of poles: 99,
Mounting type: Plug in, Width: 500 mm,
Rated cross-section: 2.5 mm², Colour: Yellow

General order data


Product number:	Article name	GTIN (EAN)	Packaging unit
3719.8	ZQI 2,5/0,5 m/99 Pole YE	4044211060374	2

3629.2

ZTRK 2,5/4/ZS 150 BG

Accessories

Quick marking



Terminal marker / Pocket Maxicard, Length: 5 mm, Width: 5 mm, Colour: White

General order data

Product number:	Article name	GTIN (EAN)	Packaging unit
4600.7	PMC SB 5/50 WH	4044211088903	500 ST

Four-way cover



Cover, Length: 6.7 mm, Width: 20.4 mm, Colour: Yellow

General order data

Product number:	Article name	GTIN (EAN)	Packaging unit
3706.0	ZAD 2,5/4/B YE	4044211060244	20 ST
