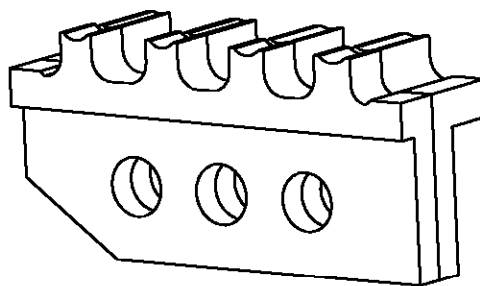
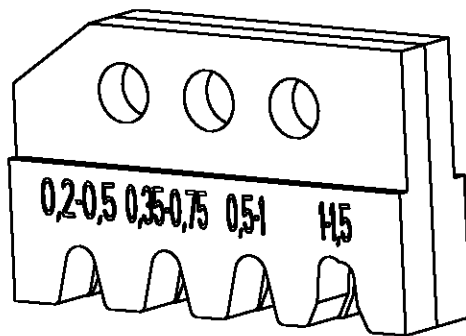


LOC	DIST	REVISIONS					
		P	LTR	DESCRIPTION	DATE	DWN	APVD
A1	-		A	new drawing	11FEB2002	-	-

Kontakt	DGB (mm ²)	Drahtcrimp/Wirecrimp		Isocrimp	Iso.-∅	Betriebsanl.
Contact	Wire Range	Hoehe/Height	Breite/Width	Breite/Width	Ins. Range	Instr. Sheet
929951	0.2-0.5	1.03	1.57	2.30	max. 1.6	411-18195
929927	0.35-0.75	1.14	1.78		max. 1.9	
929953	0.5-1.0	1.23	2.03	2.54	max. 2.0	
929955	1.0-1.5	1.52		2.80	max. 2.3	



539739-2	1	1-539787-6	locator ass.	Positioniereinheit	A
	1	1-519151-3	screw M4x25	Schraube M4x25	A
	1	0-519151-9	screw M4x10	Schraube M4x10	A
	1	0-519024-2	hex nut M4	Mutter M4 DIN 985	A
	QTY Stck	PN	Description	Benennung	REV


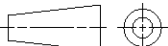
19

RELEASED FOR PUBLICATION

THIS DRAWING IS UNPUBLISHED.

BY TYCO ELECTRONICS CORPORATION. ALL RIGHTS RESERVED.

© COPYRIGHT 19

DIMENSIONS: mm-DIN 7168-m		DWN M. Weberndoerfer 24 JUL 00	MATERIAL -	FINISH -
TOLERANCES UNLESS OTHERWISE SPECIFIED:		CHK U. Reuter 24 JUL 00	 tyco Electronics AMP GmbH D - 64625 Bensheim	
0 PLC ± 1 PLC ± 2 PLC ± 3 PLC ± 4 PLC ± ANGLES ±		APVD -		
PRODUCT SPEC -		NAME ERGOCRIMP Die Set for Mirco Timer		
APPLICATION SPEC -		SIZE A4	CAGE CODE 00779	DRAWING NO C=539739-2
WEIGHT -		RESTRICTED TO -		
		CUSTOMER DRAWING		
		SCALE 2:1	SHEET 1	OF 1
		REV A		