

4

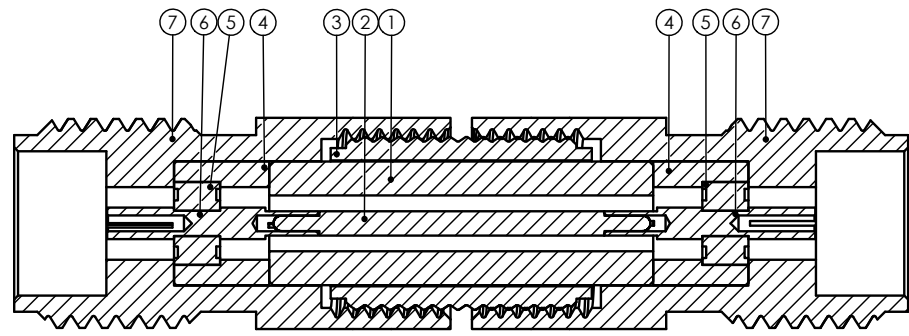
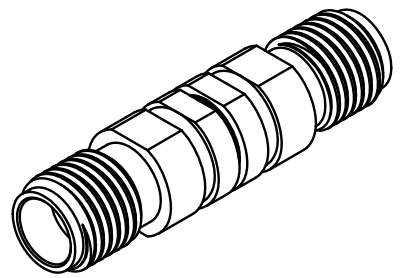
3

2

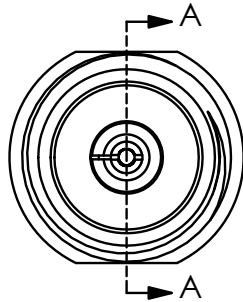
1

| ITEM NO. | PART NUMBER | DESCRIPTION | QTY. |
|----------|----------------|-------------------------------|------|
| 1 | TM45-000041-00 | SPACER ADAPTERS | 1 |
| 2 | TM45-000020-00 | CENTER CONDUCTOR ADAPTERS | 1 |
| 3 | TM45-000080-00 | PASSIVATED THREADED COUPLING | 1 |
| 4 | TM45-000040-00 | SPACER FOR INSULATOR | 2 |
| 5 | TM45-000030-00 | INSULATOR | 2 |
| 6 | TM45-04F020-00 | CENTER CONDUCTOR 2.4mm FEMALE | 2 |
| 7 | TM45-04F010-00 | PASSIVATED BODY 2.4mm FEMALE | 2 |

| REVISION | | | |
|----------|-----------------|------------|-----|
| REV. | DESCRIPTION | DATE | BY |
| - | INITIAL RELEASE | 07/31/2019 | RTD |
| | | | |
| | | | |



SECTION-A



NOTE(S):

- INSTALL AND TEST PER "MW ADAPTER & CONNECTOR ASSY PROCEDURE", TM99-0008-00.
- VSWR, MAX. 1.18:1 @ 26.5GHZ
1.25:1 @ 50GHZ

| APPLICABLE CARLISLE IT DOCUMENTS | | |
|----------------------------------|--------------|--------------|
| WORK STANDARD | PROD INSTRUC | ASSY INSTRUC |
| NA | NA | NA |
| - | - | - |

NOTICE
THIS DRAWING EMBODIES A CONFIDENTIAL PROPRIETARY DESIGN ORIGINATED BY CARLISLE INTERCONNECT TECHNOLOGIES & ALL DESIGN, MANUFACTURING, REPRODUCTION, USE & SALE RIGHTS REGARDING THE SAME, ARE EXPRESSLY RESERVED. IT IS SUBMITTED UNDER A CONFIDENTIAL RELATIONSHIP FOR A SPECIFIC FIELD PURPOSE & THE RECIPIENT AGREES BY ACCEPTING THIS DRAWING NOT TO SUPPLY OR DISCLOSE ANY INFORMATION REGARDING IT TO ANY UNAUTHORIZED PERSON TO INCORPORATE IN OTHER PROJECTS ANY SPECIAL FEATURES PECULIAR TO THIS DESIGN. ALL PATENT RIGHTS HERETO ARE EXPRESSLY RESERVED BY CARLISLE INTERCONNECT TECHNOLOGIES, KENT, WA 98032.

| TOLERANCES AND NOTES | |
|---|----------------|
| EXCEPT AS NOTED | |
| DIMENSIONS ARE IN INCHES. | |
| LINEAR .XX ± .015 | ANGULAR ± 1/2° |
| FRACTION ± 1/32 | |
| 1. MACHINE FINISH: $\sqrt{\text{RMS}}$ | |
| 2. BREAK ALL SHARP EDGES .003 MAX. | |
| 3. MACHINED FILLETS .005 MAX. | |
| 4. MACHINED SURFACES SQUARE TO RESPECTIVE AXIS WITHIN .005 INCHES PER INCH. | |
| 5. MACHINED DIAMETERS CONCENTRIC WITHIN .002 TLR. | |
| 6. DIMENSIONS TO BE MET BEFORE PLATING. | |
| 7. CHAMFER ALL THREADS 45°. | |
| 8. REMOVE FRAYED EDGES ON TEFLON. | |
| 9. REMOVE ALL BURRS. | |

| MATERIAL | |
|-------------------|----------|
| APPROVAL INITIALS | DATE |
| DRAWN BY: MTV | 03.02.18 |
| CHECKED BY: - | - |
| TEST ENGR: - | - |
| QUALITY: - | - |
| DESIGN ENGR: MTV | 03.02.18 |
| MFG ENGR: - | - |

| SIZE | CAGE CODE | DRAWING NO. | SHEET 1 OF 1 | REV. |
|------|-----------|-----------------|--------------|------|
| 8:1 | C 7M924 | TMA -4FS-4FS-00 | | - |

CARLISLE Interconnect Technologies
Kent, WA 98032

TITLE: MW ADAPTER
2.4mm FEMALE - 2.4mm FEMALE

4

3

2

1