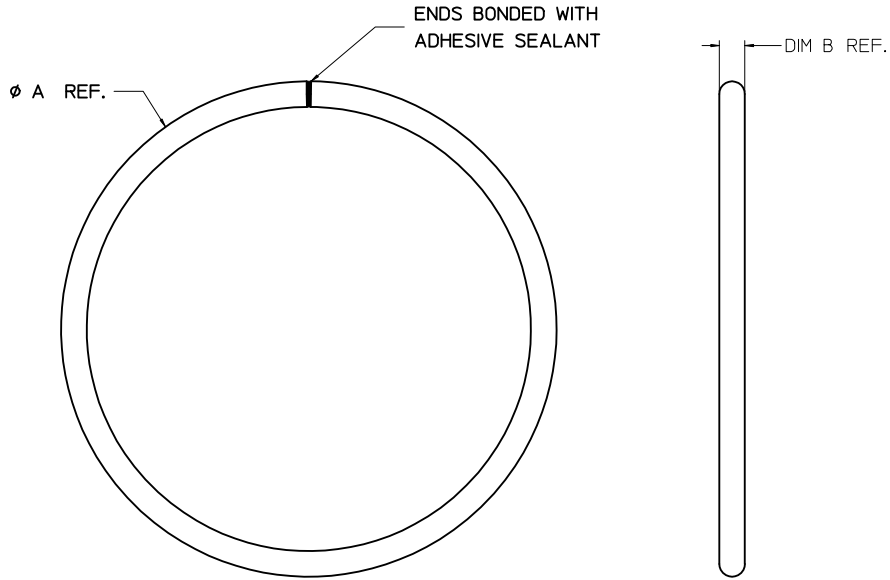


WM 3-D MODEL: EM-73927-543



MOLEX P/N	DIM A	DIM B	APPLICATION	UL
739270143	20.3 [.80*]	2.6 [.103*]	1X1 SFP/SFP+ CAGE	94 HB
739270145	15.8 [.62*]	2.6 [.103*]	1X1 SFP+ ANGLED CAGE	94 HB
739270146	15.8 [.62*]	2.6 [.103*]	1X1 SFP+ ANGLED CAGE	94 V-0
739270147	16.7 [.66*]	2.6 [.103*]	1X1 SFP/SFP+ CAGE	94 V-0
739270243	24.3 [.96*]	2.6 [.103*]	1X2 SFP/SFP+ CAGE	94 HB
739270244	25.1 [.99*]	2.6 [.103*]	1X2 SFP/SFP+ CAGE	94 V-0
739270443	41.0 [1.62*]	2.6 [.103*]	1X4 SFP/SFP+ CAGE	94 HB
			1X3 QSFP+ CAGE	94 HB
739270444	40.7 [1.60*]	2.3 [.090*]	1X4 SFP/SFP+ CAGE	94 HB
			1X3 QSFP+ CAGE	94 HB
739270445	51.8 [2.04*]	2.3 [.090*]	1X4 SFP BELLY TO BELLY	94 HB
739270455	19.1 [.75*]	2.6 [.103*]	1X1 QSFP+ CAGE	94 HB
739270456	18.8 [.74*]	2.3 [.090*]	1X1 QSFP+ CAGE	94 HB
739270457	28.5 [1.12*]	2.6 [.103*]	1X2 QSFP+ CAGE	94 HB
739270461	74.8 [2.94*]	2.6 [.103*]	1X6 QSFP+ CAGE	94 HB
739270543	50.6 [1.99*]	2.6 [.103*]	1X5 SFP/SFP+ CAGE	94 HB
			1X4 QSFP+ CAGE	94 HB
739270544	50.3 [1.98*]	2.3 [.090*]	1X5 SFP/SFP+ CAGE	94 HB
739270643	55.9 [2.20*]	2.6 [.103*]	1X6 SFP/SFP+ CAGE	94 HB
739270644	55.9 [2.20*]	2.3 [.090*]	1X6 SFP/SFP+ CAGE	94 HB

NOTES:

- MATERIAL:
AgAl IN SILICONE
- LEAD FREE, NO RoHS EXEMPTIONS.

ADD 739270147&0244 EC NO: CPG2012-1643 DRAWN BY: INSKI CHKD: APPR: K LLOYD 2012/06/21	QUALITY SYMBOLS ∇=0 ∇=0 ∇=0	GENERAL TOLERANCES (UNLESS SPECIFIED) mm INCH		DIMENSION STYLE MM/IN	SCALE 6:1	DESIGN UNITS METRIC	THIRD ANGLE PROJECTION
		4 PLACES +---+---+ 3 PLACES +---+---+ 2 PLACES +---+---+ 1 PLACE +---+---+ 0 PLACE +---+---+	ANGULAR ±---° DRAFT WHERE APPLICABLE MUST REMAIN WITHIN DIMENSIONS	DRAWN BY: BSWAJA DATE: 2011/09/09 CHECKED BY: CHRISCHY DATE: 2011/09/16 APPROVED BY: K LLOYD DATE: 2012/02/09	MATERIAL NO. SEE TABLE	TITLE QSFP+/SFP+ GANGED CAGE GASKETS	DOCUMENT NO. SD-73927-0543

THIS DRAWING CONTAINS INFORMATION THAT IS PROPRIETARY TO MOLEX INCORPORATED AND SHOULD NOT BE USED WITHOUT WRITTEN PERMISSION

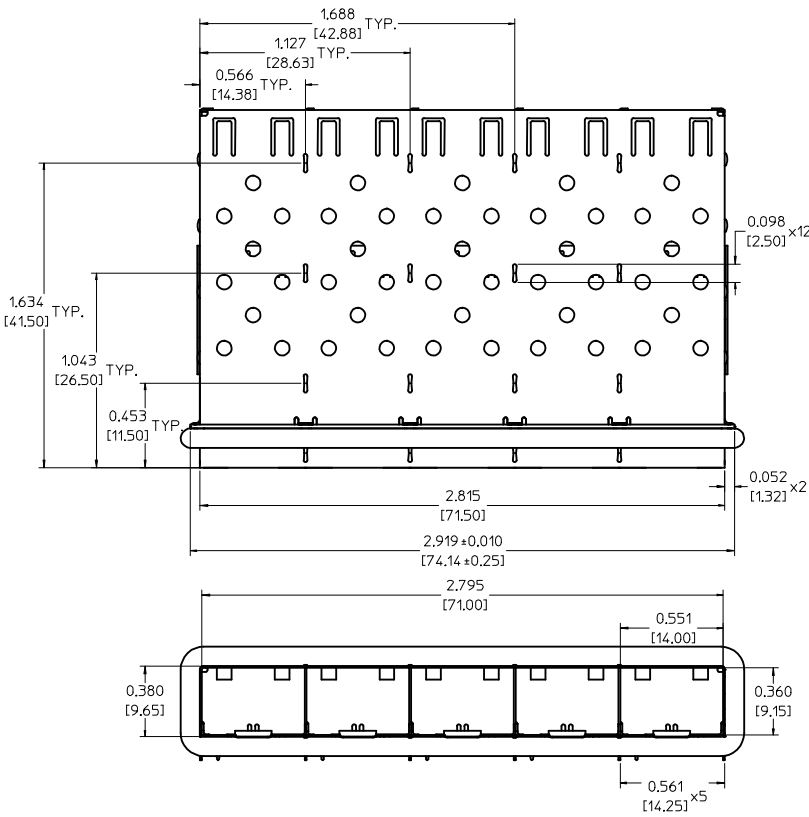
20 19 18 17 16 15 14 13 12 11 10 9 8 7 6 5 4 3 2 1

DATE (YEAR/MONTH/DAY)	REVISION	COMMENTS
2011/09/09	A	INITIAL RELEASE
2012/04/11	B	ADDED 739270461 TO PN TABLE
2012/06/20	C	ADDED 739270147 AND 739270244 TO PN TABLE. FOR 739270443: FROM 1X3 SFP/SFP+ TO 1X4 AND FROM 1X4 QSFP+ TO 1X3. FOR 739270457: FROM DIM A = 23.3 [.92"] TO 28.5 [1.12"].

ADD 739270147&0244 EC NO: CPG2012-1643 DRAWN: M. KLINSKI 2012/06/20 CHKD: C APPR: K. LLOYD 2012/06/21	QUALITY SYMBOLS	GENERAL TOLERANCES (UNLESS SPECIFIED)	DIMENSION STYLE	SCALE	DESIGN UNITS	THIRD ANGLE PROJECTION	
	▽=0	4 PLACES #---#	MM/IN	4:1	METRIC		
	▽=0	3 PLACES #---#					
	▽=0	2 PLACES #---#					
		ANGULAR ±---°	DRAWN BY	DATE	TITLE		
		DRAFT WHERE APPLICABLE MUST REMAIN WITHIN DIMENSIONS	BSWAJA	2011/09/09	QSFP+/SFP+ GANGED CAGE GASKETS		
			CHECKED BY	DATE			
			CHIRSCHY	2011/09/16			
			APPROVED BY	DATE			
			K. LLOYD	2012/02/09			
			MATERIAL NO.	DOCUMENT NO.			
			SEE SHEET 1	SD-73927-0543			
			THIS DRAWING CONTAINS INFORMATION THAT IS PROPRIETARY TO MOLEX INCORPORATED AND SHOULD NOT BE USED WITHOUT WRITTEN PERMISSION			SHEET NO. 2 OF 2	

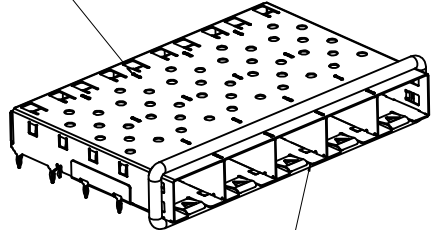
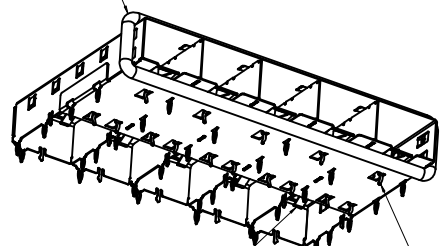


19 18 17 16 15 14 13 12 11 10 9 8 7 6 5 4 3 2 1



360° ELASTOMER EMI GASKET COMPLIES WITH (SFP) MSA BOARD AND BEZEL LOCATIONS

INNER WALL TABS ARE COINED OVER BASE AND COVER FOR RIGIDITY



EMI FINGERS CONTACT ADAPTER

15 UNDER BELLY EMI PINS

DIMENSIONS OF EACH INNER CAGE DESIGNED TO FUNCTION WITH SMALL FORM-FACTOR PLUGGABLE (SFP) TRANSCEIVER

NOTES:

- PRESS FIT LEGS .120" LONG-
0.062 [1.57] MINIMUM PCB THICKNESS FOR SINGLE SIDED USE.
0.118 [3.00] MINIMUM PCB THICKNESS FOR BELLY TO BELLY USE.
- MATERIAL: COPPER ALLOY
PLATING: NONE
NOTE: A NICKEL PLATED VERSION OF THIS ASSEMBLY IS AVAILABLE.
REFER TO DOCUMENT SD-74723-004.
- REFERENCE DOCUMENTS:
PRODUCT SPECIFICATION: PS-74728-000
COSMETIC SPECIFICATIONS: WI-HP-7-2774 AND WI-HPA-7-0093
- MATES WITH SERIES 74729, LIGHT PIPE COVER ASSEMBLY.
- RoHS COMPLIANT, NO EXEMPTIONS USED.

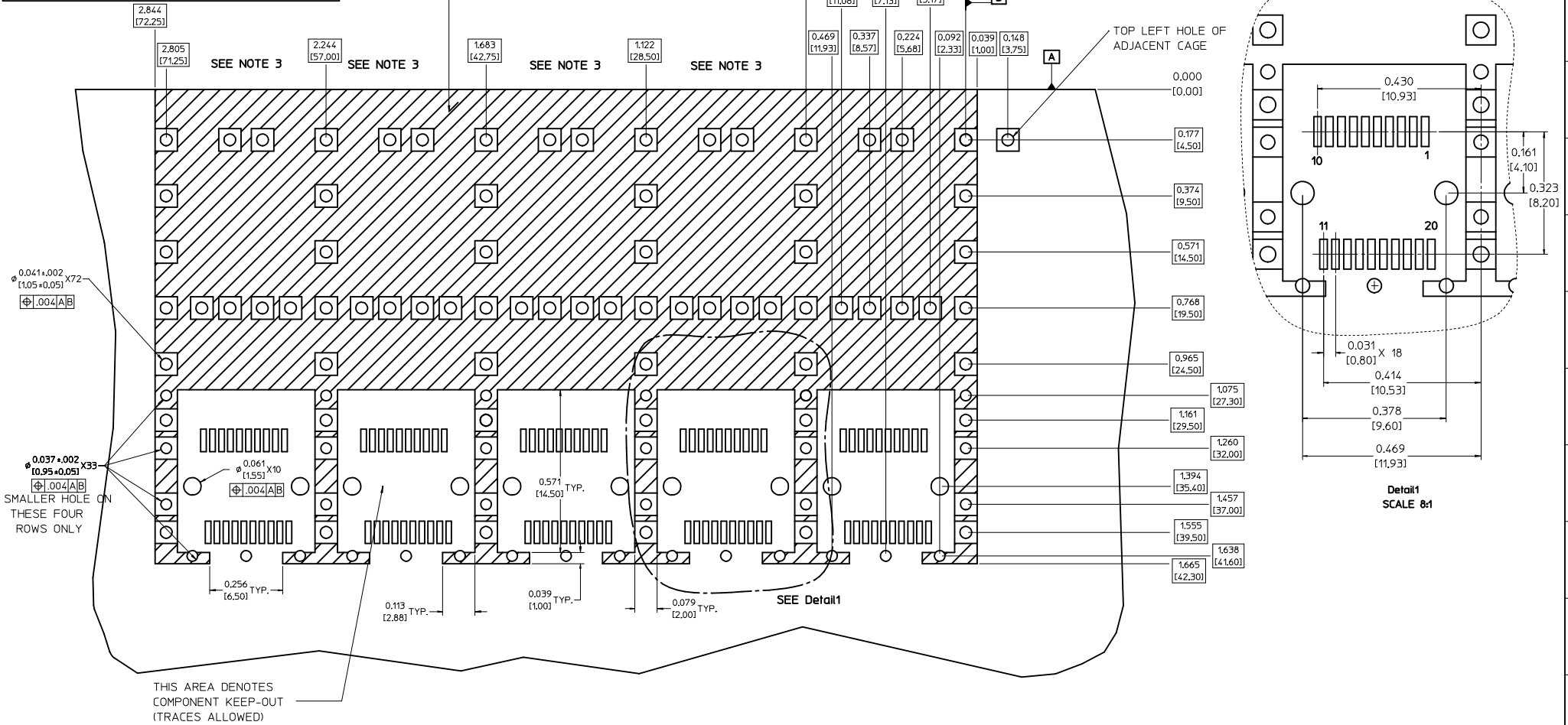
MOLEX P/N	GASKET
747230001	Elastomeric
747230009	None

ADDED PN TABLE IEC NO: CPG2013-1705 DRAWN BY: CHYKOMA JOHNSTON CHECKED BY: APPERCK LLOYD DATE: 2012/11/29 DATE: 2012/12/05 DESCRIPTION:	QUALITY SYMBOLS ▽=0 ▽=0	GENERAL TOLERANCES (UNLESS SPECIFIED) <table border="1"> <tr> <th></th> <th>mm</th> <th>INCH</th> </tr> <tr> <td>4 PLACES</td> <td>±.005</td> <td>±.0005</td> </tr> <tr> <td>3 PLACES</td> <td>±.010</td> <td>±.0010</td> </tr> <tr> <td>2 PLACES</td> <td>±.015</td> <td>±.0015</td> </tr> <tr> <td>1 PLACE</td> <td>±.025</td> <td>±.0025</td> </tr> </table> ANGULAR ± 1°		mm	INCH	4 PLACES	±.005	±.0005	3 PLACES	±.010	±.0010	2 PLACES	±.015	±.0015	1 PLACE	±.025	±.0025	DIMENSION STYLE IN/MM SCALE 3:1 DESIGN UNITS METRIC THIRD ANGLE PROJECTION
		mm	INCH															
	4 PLACES	±.005	±.0005															
	3 PLACES	±.010	±.0010															
2 PLACES	±.015	±.0015																
1 PLACE	±.025	±.0025																
DRAFT WHERE APPLICABLE MUST REMAIN WITHIN DIMENSIONS	DRAWN BY: KSI MONSO DATE: 2003/07/22 CHECKED BY: BRUSSELL DATE: 2003/10/23 APPROVED BY: BRUSSELL DATE: 2003/10/23	MATERIAL NO: SEE CHART DOCUMENT NO: SD-74723-001	TITLE: 1X5 SFP GANGED CAGE ASSEMBLY, PRESS FIT MOLEX INCORPORATED															
		SHEET NO: 1 OF 5	THIS DRAWING CONTAINS INFORMATION THAT IS PROPRIETARY TO MOLEX INCORPORATED AND SHOULD NOT BE USED WITHOUT WRITTEN PERMISSION															

PCB LAYOUT FOR BELLY TO BELLY MOUNTING

CROSS-HATCHED AREA DENOTES COMPONENT AND TRACE KEEP-OUT (EXCEPT CHASSIS GROUND)

HOST CONNECTOR DETAIL



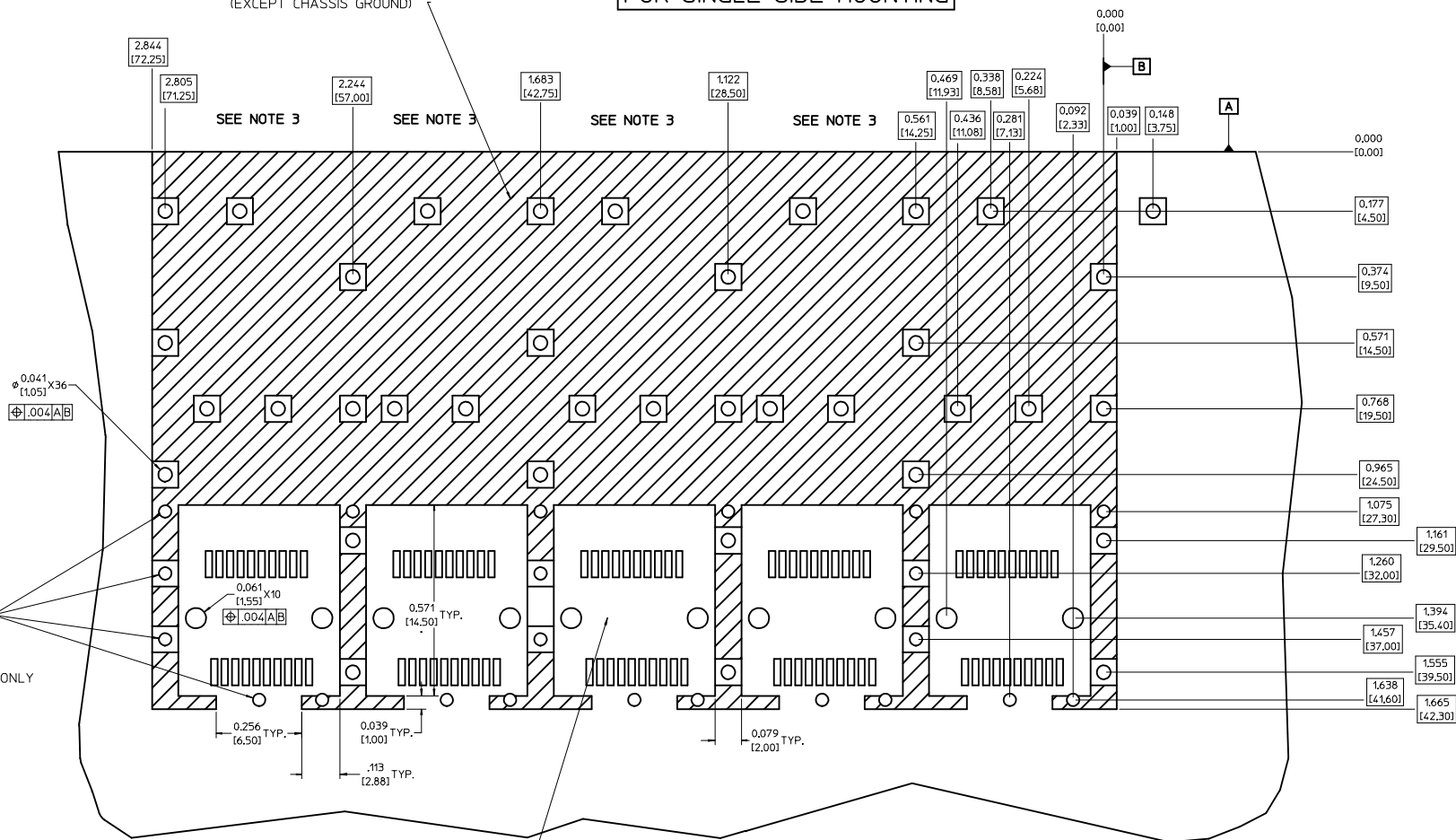
NOTES:

- PADS AND VIAS GO TO CHASSIS GROUND, (84 PLACES). RECOMMENDED PADS TO BE 2mm SQUARE.
- PLATING OPTIONAL FOR THROUGH HOLES (21 PLACES).
- RECOMMENDED PLATING INCLUDES HASL, IMMERSION (GOLD, SILVER, OR TIN), AND OSP.
- HOLE PATTERN REPEATS FOR EACH PORT. SPACING BETWEEN PORTS IS .561 [14.25].
- CONNECTOR PAD LAYOUT PER SFP MSA. WILL ACCOMMODATE MOLEX CONNECTOR SERIES 74441 OR EQUIVALENT.

ADDED PN TABLE EC NO: CPG2013-1705 DRAWN BY: CHYKOMAJOHNSTON CHECKED BY: APPROXK LLOYD DATE: 2012/11/29 DATE: 2012/12/05 APPR: K LLOYD	QUALITY SYMBOLS	GENERAL TOLERANCES (UNLESS SPECIFIED):	DIMENSION STYLE	SCALE	DESIGN UNITS	THIRD ANGLE PROJECTION
	$\nabla=0$ $\nabla=0$	mm INCH 4 PLACES ±--- ±--- 3 PLACES ±--- ±.005 2 PLACES ±0.13 ±.010 1 PLACE ±0.25 ±--- ANGULAR ± 1°	IN/MM	6:1	METRIC	
	DRAFT WHERE APPLICABLE MUST REMAIN WITHIN DIMENSIONS	DRAWN BY: KSI MONSO DATE: 2003/07/22 CHECKED BY: BRUSSELL DATE: 2003/10/23 APPROVED BY: BRUSSELL DATE: 2003/10/23	MATERIAL NO. SEE CHART DOCUMENT NO. SD-74723-001	TITLE 1X5 SFP GANGED CAGE ASSEMBLY, PRESS FIT	MOLEX INCORPORATED	SHEET NO. 2 OF 5
	THIS DRAWING CONTAINS INFORMATION THAT IS PROPRIETARY TO MOLEX INCORPORATED AND SHOULD NOT BE USED WITHOUT WRITTEN PERMISSION					

PCB LAYOUT
FOR SINGLE SIDE MOUNTING

CROSS-HATCHED AREA DENOTES
COMPONENT AND TRACE KEEP-OUT
(EXCEPT CHASSIS GROUND)

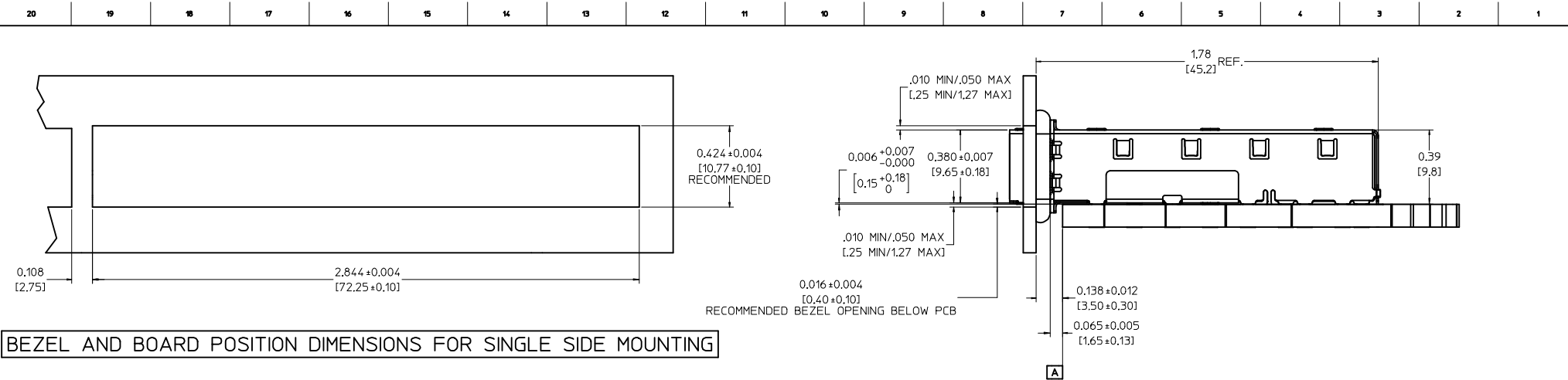


NOTES:

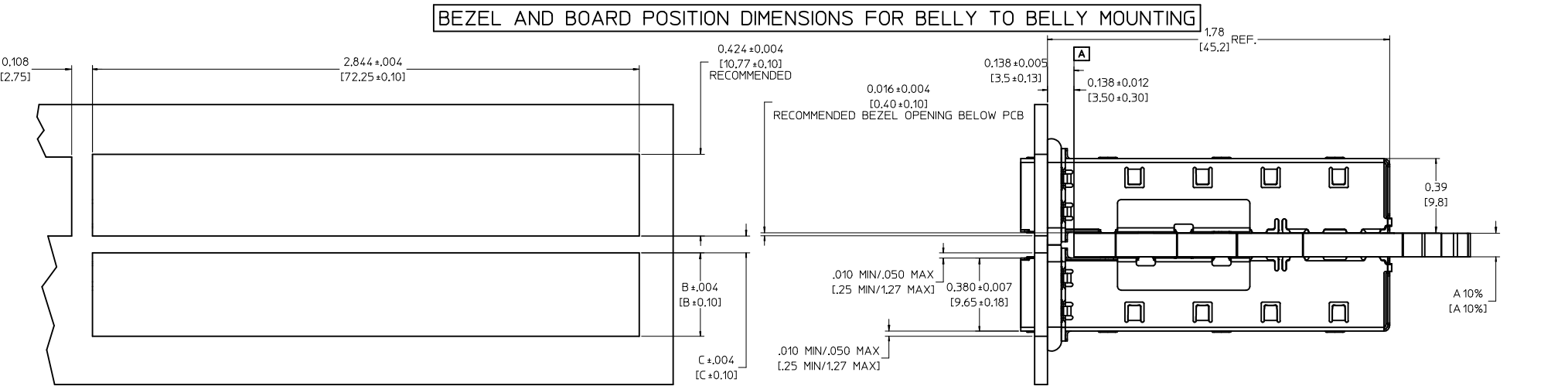
1. PADS AND VIAS GO TO CHASSIS GROUND, (42 PLACES). RECOMMENDED PADS TO BE 2mm SQUARE.
2. PLATING OPTIONAL FOR THROUGH HOLES (16 PLACES).
3. RECOMMENDED PLATING INCLUDES HASL, IMMERSION (GOLD, SILVER, OR TIN), AND OSP.
4. HOLE PATTERN REPEATS FOR EACH PORT. SPACING BETWEEN PORTS IS .561 [14.25].
5. CONNECTOR PAD LAYOUT PER SFP MSA. WILL ACCOMODATE MOLEX CONNECTOR SERIES 74441 OR EQUIVALENT.

THIS AREA DENOTES
COMPONENT KEEP-OUT
(TRACES ALLOWED)

ADDED PN TABLE EC NO: CPG2013-1705 DRAWN BY: CHYKMA/JOHNSTON DATE: 2012/11/29 APPR: K/LLOYD DATE: 2012/12/05	QUALITY SYMBOLS ▽=0 ▽=0	GENERAL TOLERANCES (UNLESS SPECIFIED) mm INCH 4 PLACES ±.005 ±.005 3 PLACES ±.010 ±.010 2 PLACES ±.015 ±.015 1 PLACE ±.025 ±.025 ANGULAR ± 1°	DIMENSION STYLE IN/MM DRAWN BY: KSI MONSO DATE: 2003/07/22 CHECKED BY: BRUSSELL DATE: 2003/10/23 APPROVED BY: BRUSSELL DATE: 2003/10/23	SCALE 6:1 DESIGN UNITS METRIC THIRD ANGLE PROJECTION	TITLE 1X5 SFP GANGED CAGE ASSEMBLY, PRESS FIT
	DRAFT WHERE APPLICABLE MUST REMAIN WITHIN DIMENSIONS		MATERIAL NO. SEE CHART	DOCUMENT NO. SD-74723-001	SHEET NO. 3 OF 5
	MOLEX INCORPORATED				
	THIS DRAWING CONTAINS INFORMATION THAT IS PROPRIETARY TO MOLEX INCORPORATED AND SHOULD NOT BE USED WITHOUT WRITTEN PERMISSION				



BEZEL AND BOARD POSITION DIMENSIONS FOR SINGLE SIDE MOUNTING



BEZEL AND BOARD POSITION DIMENSIONS FOR BELLY TO BELLY MOUNTING

NOTE: FOR A GIVEN BOARD THICKNESS (A), DIMENSIONS (B) AND (C) ARE DIRECTLY AFFECTED. USE RECOMMENDED DIMENSIONS AND TOLERANCES TO AID IN DEVELOPING BEZEL OPENING. FOR EXAMPLE USING A BOARD THICKNESS OF .125" THE RECOMMENDED VALUES WOULD BE:
 A= .125/3.18 ±10%
 B= .434/11.03 ±.004
 C= .088/2.23 ±.004

ADDED PN TABLE EC NO: CPG2013-1705 DRAWN BY: CHYKOMA JOHNSTON CHECKED BY: APPR: K LLOYD DATE: 2012/11/29 DATE: 2012/12/05 DESCRIPTION:	QUALITY SYMBOLS	GENERAL TOLERANCES (UNLESS SPECIFIED)	DIMENSION STYLE	SCALE	DESIGN UNITS	THIRD ANGLE PROJECTION															
	$\nabla=0$ $\nabla=0$	<table border="1"> <tr> <th></th> <th>mm</th> <th>INCH</th> </tr> <tr> <td>4 PLACES</td> <td>±.005</td> <td>±.0005</td> </tr> <tr> <td>3 PLACES</td> <td>±.005</td> <td>±.0005</td> </tr> <tr> <td>2 PLACES</td> <td>±.013</td> <td>±.010</td> </tr> <tr> <td>1 PLACE</td> <td>±.025</td> <td>±.002</td> </tr> </table>		mm	INCH	4 PLACES	±.005	±.0005	3 PLACES	±.005	±.0005	2 PLACES	±.013	±.010	1 PLACE	±.025	±.002	IN/MM	4:1	METRIC	
		mm	INCH																		
	4 PLACES	±.005	±.0005																		
3 PLACES	±.005	±.0005																			
2 PLACES	±.013	±.010																			
1 PLACE	±.025	±.002																			
DRAFT WHERE APPLICABLE MUST REMAIN WITHIN DIMENSIONS	SEE CHART	DRAWN BY: KS IMONSO CHECKED BY: BRUSSELL APPROVED BY: BRUSSELL DATE: 2003/07/22 DATE: 2003/10/23 DATE: 2003/10/23	TITLE: 1X5 SFP GANGED CAGE ASSEMBLY, PRESS FIT MATERIAL NO. SD-74723-001 DOCUMENT NO. SD-74723-001	SHEET NO. 4 OF 5																	
THIS DRAWING CONTAINS INFORMATION THAT IS PROPRIETARY TO MOLEX INCORPORATED AND SHOULD NOT BE USED WITHOUT WRITTEN PERMISSION																					

20 19 18 17 16 15 14 13 12 11 10 9 8 7 6 5 4 3 2 1

REV	DATE	DESCRIPTION
A	10/23/2003	INITIAL RELEASE
B	10/22/2005	ADDED PCB AND BEZEL LAYOUTS. UPDATED NOTES.
C	11/29/2012	ADDED PN TABLE, SHEET 1. UPDATED RoHS NOTE.

ADDED PN TABLE EC NO: CPG2013-1705 DRAWN: PEREZ 2012/11/29 CHECKED: JOHNSTON 2012/11/29 APPROVED: LLOYD 2012/12/05	QUALITY SYMBOLS ▽=0 ▽=0	GENERAL TOLERANCES (UNLESS SPECIFIED) <table border="1"> <thead> <tr> <th></th> <th>mm</th> <th>INCH</th> </tr> </thead> <tbody> <tr> <td>4 PLACES</td> <td>±.005</td> <td>±.0004</td> </tr> <tr> <td>3 PLACES</td> <td>±.010</td> <td>±.0008</td> </tr> <tr> <td>2 PLACES</td> <td>±.020</td> <td>±.0016</td> </tr> <tr> <td>1 PLACE</td> <td>±.050</td> <td>±.0020</td> </tr> </tbody> </table> ANGULAR ± 1°		mm	INCH	4 PLACES	±.005	±.0004	3 PLACES	±.010	±.0008	2 PLACES	±.020	±.0016	1 PLACE	±.050	±.0020	DIMENSION STYLE IN/MM	SCALE 1:1	DESIGN UNITS METRIC	THIRD ANGLE PROJECTION
		mm	INCH																		
4 PLACES	±.005	±.0004																			
3 PLACES	±.010	±.0008																			
2 PLACES	±.020	±.0016																			
1 PLACE	±.050	±.0020																			
DRAWN BY: XSIMONSO CHECKED BY: BRUSSELL APPROVED BY: BRUSSELL	DATE: 2003/07/22 DATE: 2003/10/23 DATE: 2003/10/23	TITLE 1X5 SFP GANGED CAGE ASSEMBLY, PRESS FIT	MATERIAL NO. SEE CHART	DOCUMENT NO. SD-74723-001	SHEET NO. 5 OF 5	MOLEX INCORPORATED															

15-From: D.P. AN. T Rev. D 2004/06/28

19 18 17 16 15 14 13 12 11 10 9 8 7 6 5 4 3 2 1