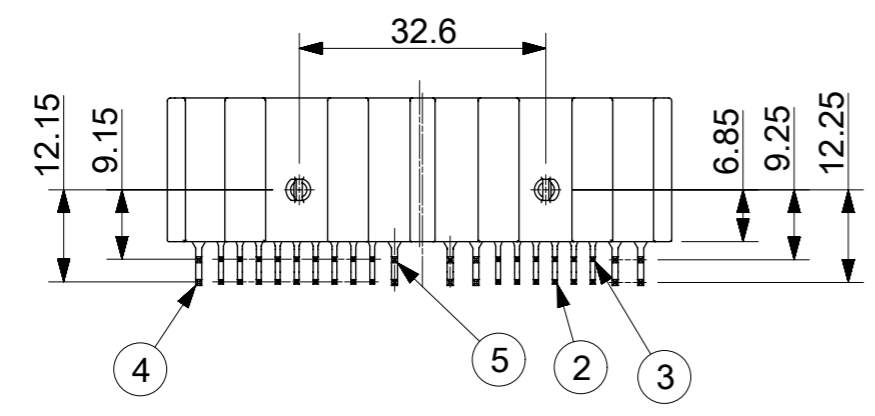
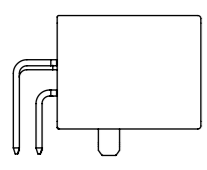
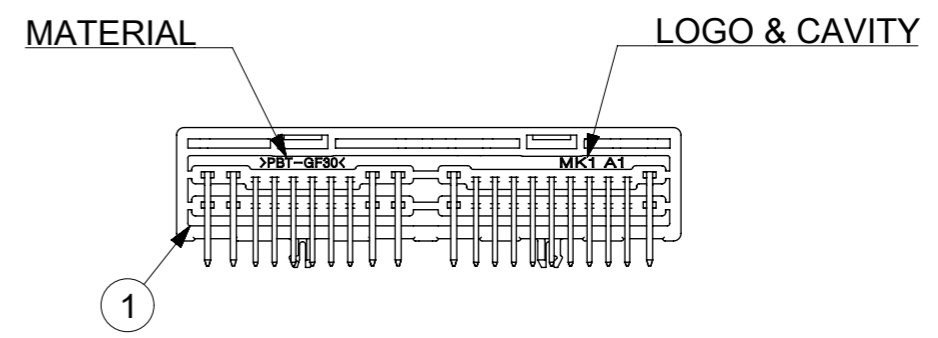
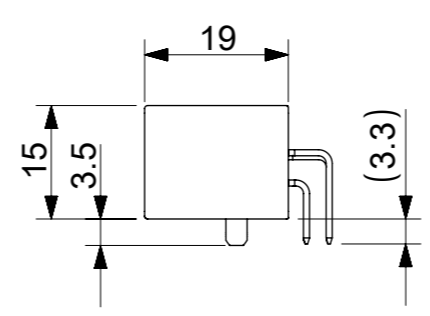
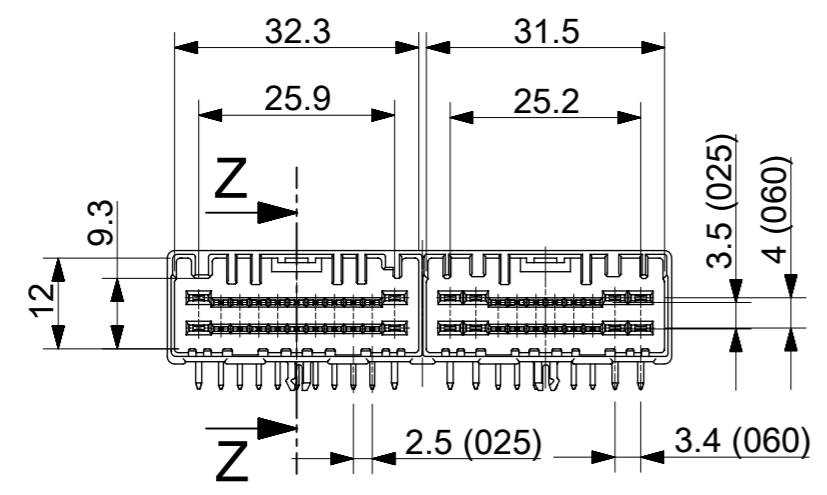


ISO VIEW

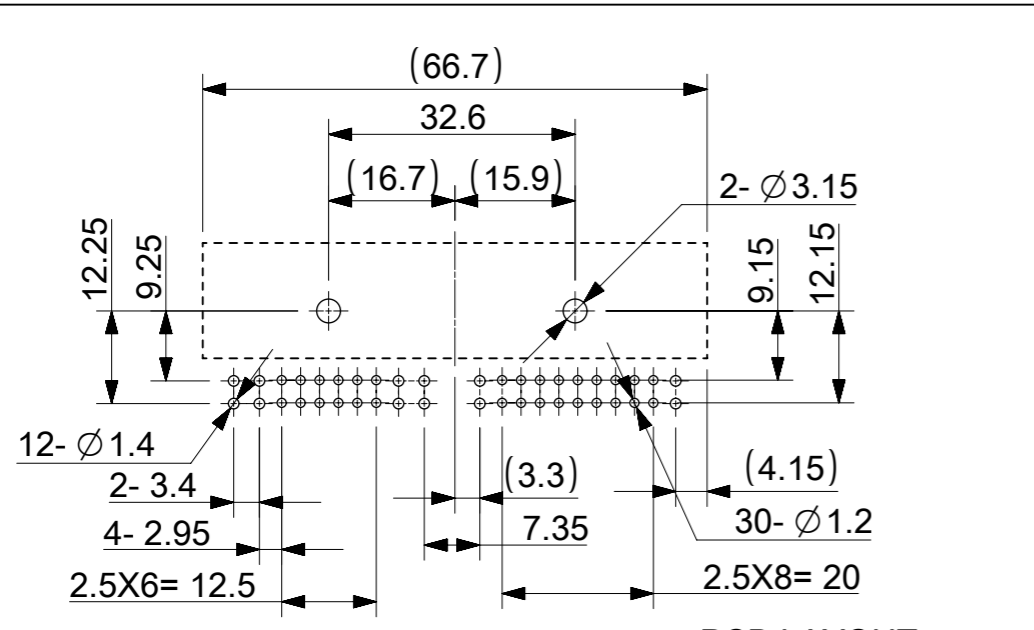


NOTES:

1. APPLICABLE FEMALE HOUSING : 104213-2011, 104213-2211
2. GENERAL TOLERANCE : SEE TABLE
3. PCB THICKNESS : 1.6 (REFERENCE)

NO	DESCRIPTION	MATERIAL	FINISH		Q'TY
			SOLDER SIDE	CONTACT SIDE	
1	025 060 HEADER HOUSING 42P	PBT-GF30	-	-	1
2	025 MALE TERMINAL - L	BRASS	A2 POST-PLATED		15
3	025 MALE TERMINAL - S	BRASS			15
4	060 MALE TERMINAL - L	BRASS			6
5	060 MALE TERMINAL - S	BRASS			6

MATERIAL NO	ORDER NO	COLOR
1042124211	104212-4211	BLACK



PCB LAYOUT
General Tolerance: ±0.05

QUALITY SYMBOLS A = 0 E = 0 F = 0 B = 0 C = 0 X = 0 ■ = 0 ▽ = 0	THIS DRAWING CONTAINS INFORMATION THAT IS PROPRIETARY TO MOLEX ELECTRONIC TECHNOLOGIES, LLC AND SHOULD NOT BE USED WITHOUT WRITTEN PERMISSION		DIMENSION UNITS MM	SCALE 1:1				
	REVISED EC NO: 111299 DRWN: SWYOON CHK'D: SWYOON APPR: JHJANG	2016/11/09 2016/12/09 2016/12/12	GENERAL TOLERANCES (UNLESS SPECIFIED) ANGULAR TOL ± 1.0 °	DRWN BY SWYOON		DATE 2016/02/15	025 060 HEADER ASSY 42P (R/A TYPE)	
			4 PLACES ± 3 PLACES ± 2 PLACES ± 0.25 1 PLACE ± 0.3 0 PLACES ± 0.3	CHK'D BY SWYOON		DATE 2016/12/09		PRODUCT CUSTOMER DRAWING
			DRAFT WHERE APPLICABLE MUST REMAIN WITHIN DIMENSIONS	APPR BY JHJANG		DATE		
		A3	DRAWING SIZE	THIRD ANGLE PROJECTION	DOCUMENT NUMBER: 1042124211 DOC TYPE: PSD DOC PART: 000 SHEET NUMBER: 1 OF 1			